



♩ = 116 - 137

# KOOL-AID

BRAD WILSON AND NICK TAYLOR


**(A)**

SNARE DRUM   
4 R R R R L L L L L L R R R R

S. D.   
4 L L L L L R R R R R L

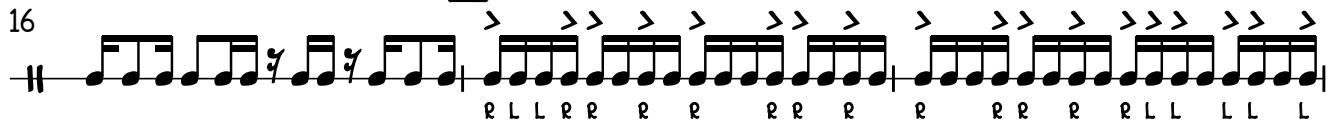
**(B)**

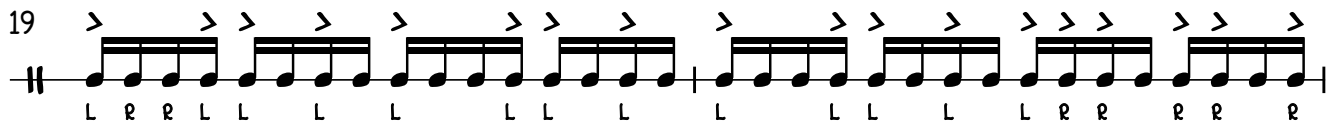
S. D.   
7 L R R R L

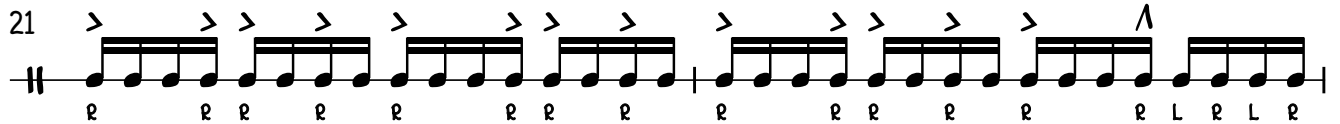
S. D.   
10 L L L R R

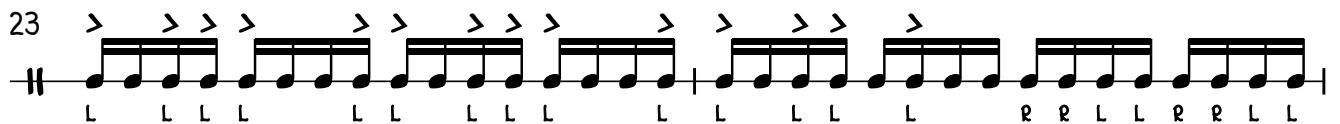
S. D.   
13 L L L R R R R R L R

**(C)**

S. D.   
16 R L L R R R R R R R R R R L L L

S. D.   
19 L R R L L L L L L L L L L R R R R

S. D.   
21 R R R R R R R R R R R L R L R

S. D.   
23 L L L L L L L L L L L L R R L L R R L L

2

25

S. D.

Musical notation for a snare drum exercise. The notation consists of a single staff with a double bar line at the beginning and end. The exercise is divided into four measures, each containing a pair of beamed eighth notes. The first three measures are followed by a fourth measure containing a single eighth note with an accent (>) above it. Below the staff, the following sequence of letters is written: R R L L R R L L R R L L R R L L R. A small 'x' is written above the staff in the second measure, and a small dash is written above the staff in the fourth measure.