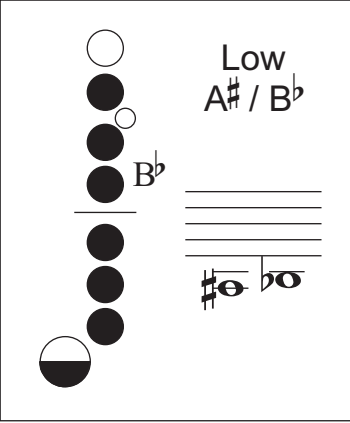
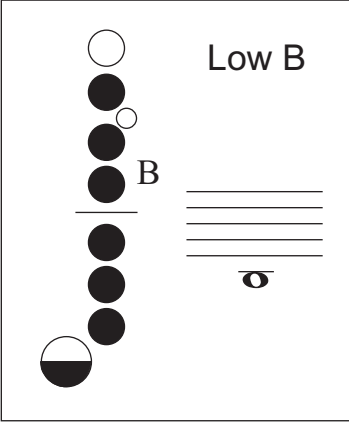
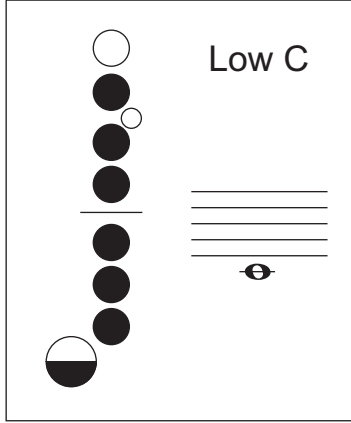
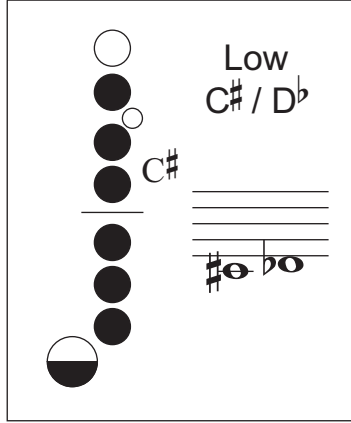
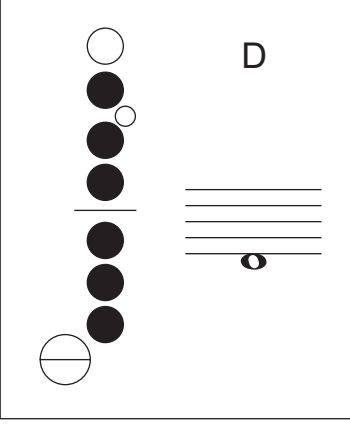
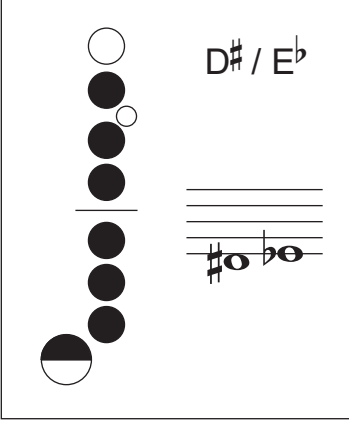
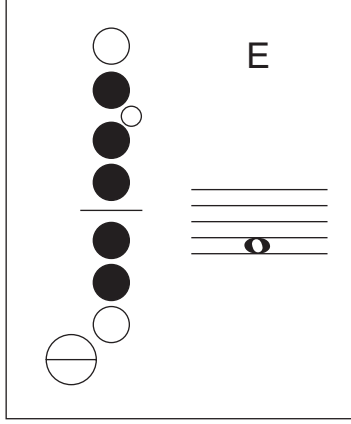
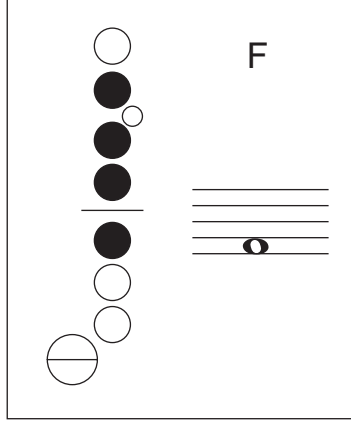
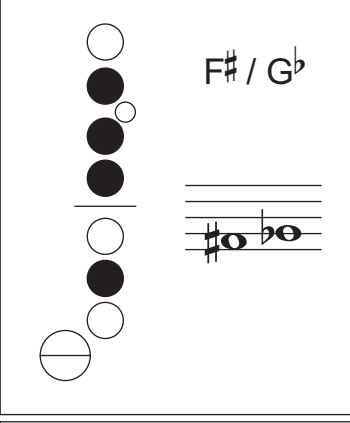
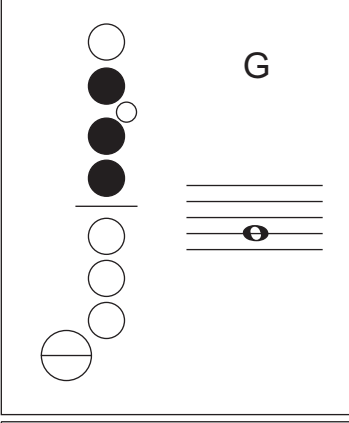
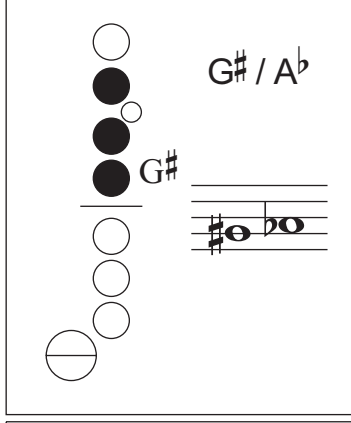
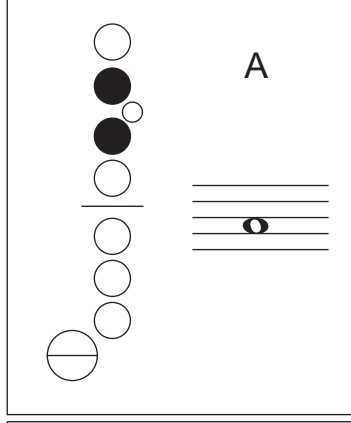
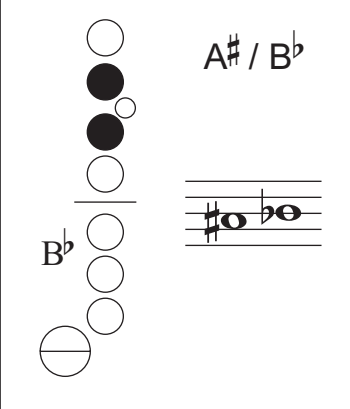
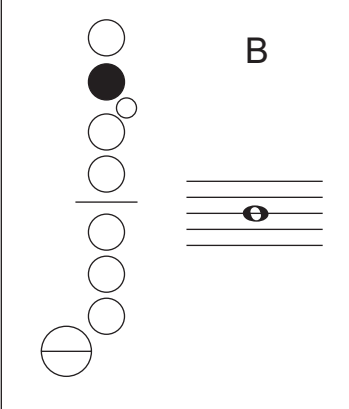
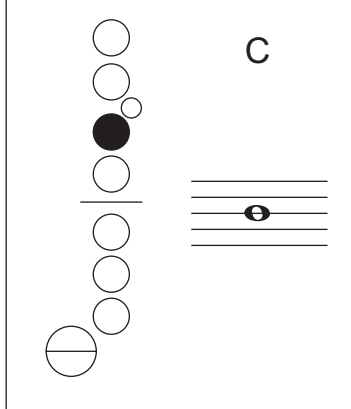
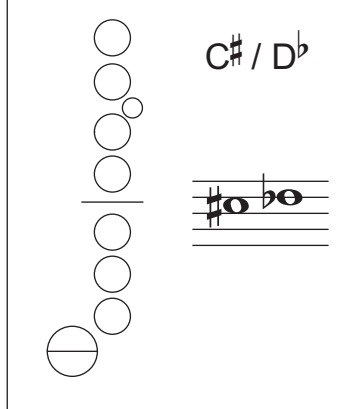


# Saxophone Fingering Chart

 <p>Low A# / B<sup>b</sup></p>	 <p>Low B</p>	 <p>Low C</p>	 <p>Low C# / D<sup>b</sup></p>
 <p>D</p>	 <p>D# / E<sup>b</sup></p>	 <p>E</p>	 <p>F</p>
 <p>F# / G<sup>b</sup></p>	 <p>G</p>	 <p>G# / A<sup>b</sup></p>	 <p>A</p>
 <p>A# / B<sup>b</sup></p>	 <p>B</p>	 <p>C</p>	 <p>C# / D<sup>b</sup></p>

All fingerings on this page use the octave key (left hand thumb key)

<p>D</p>	<p>D# / E<sup>b</sup></p>	<p>E</p>	<p>F</p>
<p>F# / G<sup>b</sup></p>	<p>G</p>	<p>G# / A<sup>b</sup></p>	<p>A</p>
<p>A# / B<sup>b</sup></p>	<p>B</p>	<p>C</p>	<p>C# / D<sup>b</sup></p>
<p>High D</p>	<p>High D# / E<sup>b</sup></p>	<p>High E</p>	<p>High F</p>