

# Say It Isn't So

words and music by  
David Kreuger, Per Magnusson and  
Jorgen Elofsson

highest chart position 4  
release date 1st December 2003

*did you know* When asked to name three of his likes, Gareth Gates listed 'singing and playing the guitar and piano' as his favourites, which is probably just as well given the success he's enjoyed since finishing runner-up in *Pop Idol*.

$\text{♩} = 72$



1. Skies are dark, it's time for rain. Fin - al call you board the train,  
2. Ten to five, at least we tried. We're still a - live but hope just died



— head - ing for to - mor - row.  
— as they closed the door be - hind you.



I wave good - bye to yes - ter - days, wipe the tears, you hide your face,  
The whis - tle blows and tons of steel shake the ground be - neath the wheels.

G#m E B/D# C#m7

blind - ed by the sor - row. How can I be smil - ing like be - fore  
as I wish I nev - er found you. How can I be smil - ing when you're gone?

F# E/G# A E/G# F#sus4 F#

when ba - by you don't love me a - ny - more?  
Will I be strong e - nough to car - ry on? } Say it is - n't so,

B E B/D#

tell me you're not leav - ing. Say you've changed your

C#m E/B F# E/G# F#/A#

mind, now, that I'm on - ly dream - ing. That this is not good - bye,

B D# E B/D# C#m B/D#

— this is start - ing o - ver. If you want to know, I don't want to let

1. E F# 2. E F#


go, — so say it is - n't so. — go, — so say it is - n't so. —

E B

— Miles and miles — to go — be - fore I can say, be - fore I

C#m7 F# B C#m B/D#

can lay my love for you to sleep. — Oh dar - ling, oh. —

E  B/D#  G#m 




I got miles\_ and miles\_ to go\_ be - fore a - ny - one will e -




A  E/G#  F#  A 






- ver hear\_ me laugh\_ a - gain. Say it is - n't so,




D  G  D/F# 

— tell that you're\_ not leav - ing. Say you've changed your\_



Em  G/D  A  G/B  A/C# 

mind, now, that I'm on - ly dream - ing. That this is not good - bye,



D F# G D/F#

— this is start - ing o - ver. Say I'm not wide a - wake. —

Detailed description: This system contains the first two lines of music. The top line is a vocal melody in G major with lyrics. The second line is a piano accompaniment. Above the vocal line are four guitar chord diagrams: D, F#, G, and D/F#.

Em D/F# G A

— If you want to know, I don't want to let go, — so say it is - n't so. —

Detailed description: This system contains the next two lines of music. The top line is a vocal melody with lyrics. The second line is a piano accompaniment. Above the vocal line are four guitar chord diagrams: Em, D/F#, G, and A.

1. D G D/F#

— Say you've changed your —

Detailed description: This system contains the first ending of the piece. It starts with a first ending bracket labeled '1.'. The top line is a vocal melody with lyrics. The second line is a piano accompaniment. Above the vocal line are three guitar chord diagrams: D, G, and D/F#.

2. Em D/F# rit. Gm Asus<sup>4</sup> A

If you want to know, I don't want to let go, — so say it is - n't so.

Detailed description: This system contains the second ending of the piece. It starts with a first ending bracket labeled '2.'. The top line is a vocal melody with lyrics. The second line is a piano accompaniment. Above the vocal line are five guitar chord diagrams: Em, D/F#, Gm (with a '3' below it), Asus<sup>4</sup>, and A. A 'rit.' marking is placed above the Gm chord.