

Horn in F

BandFolio

Band Method

Book 1

To the student:

Congratulations on your decision to join the band. I am sure that you will find it a rewarding and fun experience, and it may lead to a life-long love of playing music. If you listen carefully and follow the recommendations of your band director, you will be making beautiful music and having a lot of fun in a very short time.

The key to getting a good start in band is practice. Your band director will recommend how much time you should practice each day. In order to get the most out of your practice sessions you should:

- Warm up. your band director will recommend a procedure for preparing your body and your instrument to play.
- Set a goal for each practice session.
- Practice the hard sections first, and break them down into smaller parts. Then put the parts together.
- Play something fun at the end of each practice session.
- Practice every day.

By working together with your band director and your classmates, band will become the high point of your school day, and will lead to years of musical enjoyment.



Jim Evans

bandfolio.com

Music Education Resources

© 2000 Jim Evans
BandFolio.com

Horn in F

Reference Page

The Musical Alphabet

A B C D E F, & G.

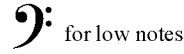
These letters repeat over and over as needed. As you go through the letters, the notes sound higher.

Staff



Five lines (and four spaces) on which music is written

Bass Clef



for low notes

Treble Clef



for high notes

Look up notes you don't know on the *Grand Staff*.

Pitches on the Grand Staff

Treble (G) Clef

Bass (F) Clef

* Notes that go above and below the staff are written on *ledger lines*.

Lines & Spaces

Many people have memorized the notes of the staff this way.

Every Good Boy Does Fine


Good Boys Do Fine Always Eat Grass

Basic rhythm concepts


Meter Signature

$\frac{4}{4}$ 4 beats in a measure
 $\frac{4}{4}$ receives one beat

Quarter note

 receives one beat in 4/4 meter signature

Quarter rest

 receives one beat of silence in 4/4 meter signature

Measures & Barlines

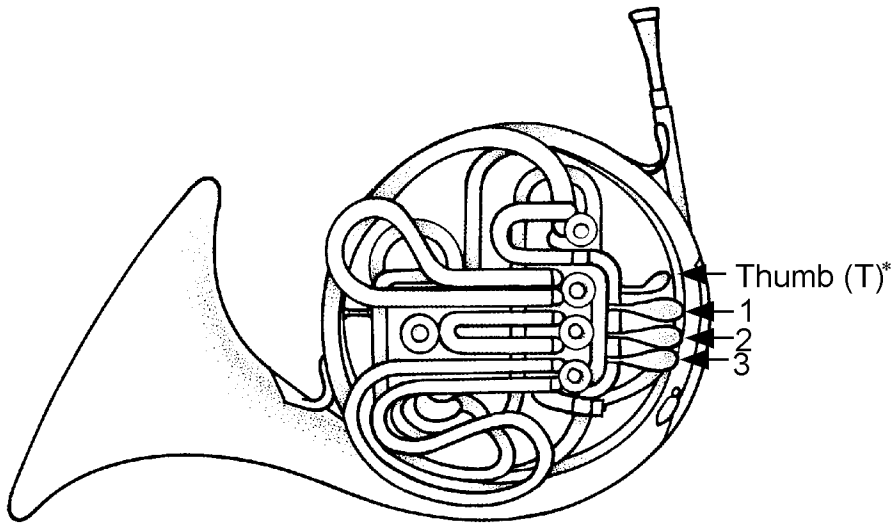
barline  barline

the music between barlines is called a measure

Horn in F

Basic Fingering Chart

Memorize all notes, fingerings, and staff positions on this page



*If you do not have a thumb key, just use the valves indicated.

A

A musical staff with a treble clef. The note A is written on the second line. Below the staff, the number '12' is written, indicating the staff position.

12

A# Bb

A musical staff with a treble clef. The notes A# and Bb are written on the second line.

1

C

A musical staff with a treble clef. The note C is written on the first space.

open

D

A musical staff with a treble clef. The note D is written on the second space.

1

D# Eb

A musical staff with a treble clef. The notes D# and Eb are written on the second space.

2

E

A musical staff with a treble clef. The note E is written on the third line.

open

F

A musical staff with a treble clef. The note F is written on the first space.

1

G

A musical staff with a treble clef. The note G is written on the second space.

open

A

A musical staff with a treble clef. The note A is written on the second line.

T 12

A# Bb

A musical staff with a treble clef. The notes A# and Bb are written on the second line.

T 1


C

A musical staff with a treble clef. The note C is written on the first space.

T


Horn in F

1. Our First Pitch




count: 1 & 2 & 3 & 4 & 1 & 2 & 3 & 4 & 1 & 2 & 3 & 4 & 1 & 2 & 3 & 4 &

2. Our Second Pitch




count: 1 & 2 & 3 & 4 & 1 & 2 & 3 & 4 & 1 & 2 & 3 & 4 & 1 & 2 & 3 & 4 &

3. Our Third Pitch




count: 1 & 1 & 3 & 4 & 1 & 2 & 3 & 4 & 1 & 1 & 3 & 4 & 1 & 2 & 3 & 4 &

4. Think Fast!




count: 1 & 2 & 3 & 4 & 1 & 2 & 3 & 4 & 1 & 2 & 3 & 4 & 1 & 2 & 3 & 4 &

5. Going Down



count: 1 & 2 & 3 & 4 & 1 & 2 & 3 & 4 & 1 & 2 & 3 & 4 & 1 & 2 & 3 & 4 &

6. Up & Down




count: 1 & 2 & 3 & 4 & 1 & 2 & 3 & 4 & 1 & 2 & 3 & 4 & 1 & 2 & 3 & 4 &

Horn in F

7. Mary's Song *Write in the Counts*

Go to the next line!




count:



count:

8. Reading Music



count:

9. Skill Builder



count:

10. Stepping Out



count:


11. More Stepping Out




count:

Horn in F


Half Note


 receives two beats in 4/4 meter signature


Half Rest

 receives two beats of silence in 4/4 meter signature

Accidentals

 flat (lowered)

 sharp (raised)


 natural (not sharp or flat)

Key Signature (B \flat Concert) Your Key of F




Tells whether notes are *flat*, *sharp*, or *natural*.

12. A New Note



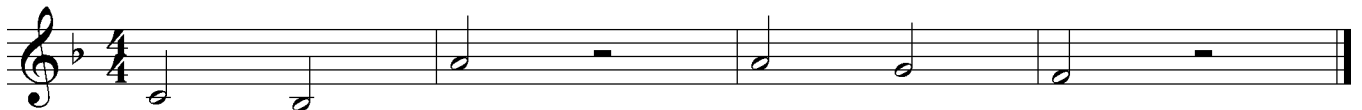
13. Another New Note



14. Go for Two!



15. Take Five




16. Mix and Match

breath mark ,



Lines 16 & 17 may be played together.

17. Putting it Together



Horn in F

Common Time

C another way of writing the 4/4 meter signature

Whole Note
○ receives four beats in 4/4 meter signature

Whole Rest
— receives four beats of silence in 4/4 meter signature

Repeat Sign
|| Go back to the beginning and play the selection again

18. The Whole Thing

Musical notation for 'The Whole Thing' in common time. The staff contains four measures: a whole note, a whole rest, a whole note, and a whole rest.

19. Whole & Half *Hint: A whole rest fills up a whole measure.*

Musical notation for 'Whole & Half' in common time. The staff contains four measures: a whole note, a whole rest, a half note, and a whole rest.

20. Play it Again, Sam!

Musical notation for 'Play it Again, Sam!' in common time. The staff contains four measures: a quarter note, a half note, a quarter note, and a whole rest. A repeat sign is at the end.

21. Claire de Lune

Musical notation for 'Claire de Lune' in common time. The staff contains four measures: a quarter note, a half note, a quarter note, and a whole rest. A repeat sign is at the end.

22. Up & Down Again

Musical notation for 'Up & Down Again' in common time. The staff contains four measures: a quarter note, a half note, a quarter note, and a whole rest.

23. Skipping Around

Musical notation for 'Skipping Around' in common time. The staff contains four measures: a quarter note, a half note, a quarter note, and a whole rest.

Rhythm Review

Draw a line from the musical symbol to its name.



whole rest

half rest

quarter rest

whole note

half note

quarter note

Horn in F

A# Bb



1

C



open

24. Count It Out




25. Bar None!

Draw in the barlines before you play.



26. Note Review

Write in the names of the notes.



27. Ode to Joy

Ludwig van Beethoven



New Note

D

D.C. al Fine

Fine

Horn in F



1


Go back to the beginning and play to the *Fine* mark.

The end

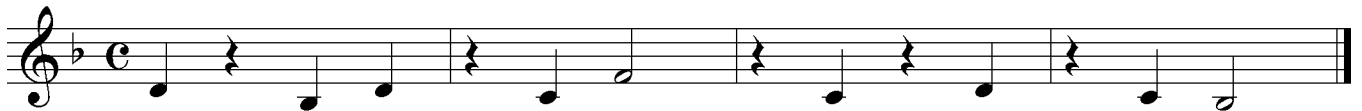
28. A New Note



29. Take it Easy



30. Make it Count



31. Twinkle, Twinkle



Fine




D.C. al Fine

32. Aura Lee



Eighth Notes

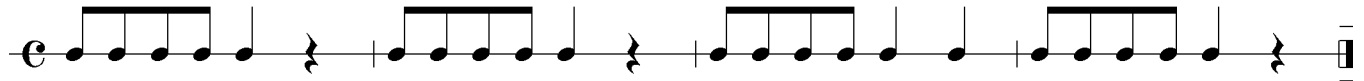
 Two eighth notes receive one beat in the 4/4 meter signature

Horn in F

33. Rhythm Study

Clap

Write in the Counts



Four measures of music on a single staff. Each measure contains a sequence of eighth notes: four beamed eighth notes followed by two eighth notes, with a quarter rest at the end of each measure. The piece concludes with a double bar line.

count:

34. Hot Cross Buns




A single staff of music in treble clef with a key signature of one flat (Bb) and a common time signature (C). The melody consists of quarter notes and eighth notes: Bb4, A4, G4, F4, E4, D4, C4, Bb3, A3, G3, F3, E3, D3, C3, Bb2, A2, G2, F2, E2, D2, C2, Bb1, A1, G1, F1, E1, D1, C1, Bb0.

35. Farm Out!




A single staff of music in treble clef with a key signature of one flat (Bb) and a common time signature (C). The melody consists of quarter notes and eighth notes: Bb4, A4, G4, F4, E4, D4, C4, Bb3, A3, G3, F3, E3, D3, C3, Bb2, A2, G2, F2, E2, D2, C2, Bb1, A1, G1, F1, E1, D1, C1, Bb0.

36. Eighth Note Challenge



A single staff of music in treble clef with a key signature of one flat (Bb) and a common time signature (C). The melody consists of quarter notes and eighth notes: Bb4, A4, G4, F4, E4, D4, C4, Bb3, A3, G3, F3, E3, D3, C3, Bb2, A2, G2, F2, E2, D2, C2, Bb1, A1, G1, F1, E1, D1, C1, Bb0.

37. Asked & Answered



A single staff of music in treble clef with a key signature of one flat (Bb) and a common time signature (C). The melody consists of quarter notes and eighth notes: Bb4, A4, G4, F4, E4, D4, C4, Bb3, A3, G3, F3, E3, D3, C3, Bb2, A2, G2, F2, E2, D2, C2, Bb1, A1, G1, F1, E1, D1, C1, Bb0.



A single staff of music in treble clef with a key signature of one flat (Bb) and a common time signature (C). The melody consists of quarter notes and eighth notes: Bb4, A4, G4, F4, E4, D4, C4, Bb3, A3, G3, F3, E3, D3, C3, Bb2, A2, G2, F2, E2, D2, C2, Bb1, A1, G1, F1, E1, D1, C1, Bb0.

Special Holiday Concert Page

Horn in F

New Note

E



Tie



Connects two notes of the same pitch into one sound.

Harmony

Two or more pitches sounding at the same time.

38. Jingle Bells

open



1 & 2 & 3 & 4 &

39. Jolly Old St. Nicholas



40. Up On the Housetop



Horn in F

Meter Signature

$\frac{3}{4}$ 3 beats in a measure
♪ receives one beat

Dotted Half Note

♪ receives three beats in 3/4
or 4/4 meter signature

41. Skip To My Lou

42. Long, Long Ago

43. The Dotted Half Note

1 & 2 & 3 & 4 & 1 & 2 & 3 & 4 & 1 & 2 & 3 & 4 & 1 & 2 & 3 & 4 &

44. Oh, Dear, What Can the Matter Be?

Horn in F

New Note

D# Eb

Key Signature

Pick-up Notes

Notes that come before the first full measure of a piece.

First & Second Endings

1.	2.
:	

Key of E \flat Concert
Your Key of B \flat

Play to the repeat sign, then go back to the beginning. When you get to the first ending, skip over it, and go to the second ending.

45. A New Note

2

46. There's a Hole in the Bucket

Where's the third beat?

pick-up notes

47. The Man on the Flying Trapeze

pick-up note

48. Johnny Has Gone

49. When Jesus Wept

William Billings
adapted

Horn in F

Fermata

Hold notes under a fermata longer than usual, or until your director cuts you off.

Dynamics

p piano - soft

f forte - loud

Note


Dynamics are always at the director's discretion.

50. Chorale




Musical notation for 50. Chorale, featuring a single staff with a treble clef, a key signature of two flats (B-flat and E-flat), and a common time signature (C). The piece consists of a single melodic line with several notes marked with fermatas. The dynamics alternate between *f* (forte) and *p* (piano).

51. A New Note




Musical notation for 51. A New Note, featuring a single staff with a treble clef, a key signature of two flats, and a common time signature. The piece consists of a single melodic line with several notes marked with fermatas. The dynamics are marked *f* (forte).

52. Christmas Greetings (A Four Part Round)




Musical notation for 52. Christmas Greetings (A Four Part Round), featuring a single staff with a treble clef, a key signature of two flats, and a common time signature. The piece consists of a single melodic line with several notes marked with fermatas. The dynamics are marked *f* (forte). The notation includes four numbered measures (1, 2, 3, 4) indicating the start of the round.

53. Red River Valley



Musical notation for 53. Red River Valley, featuring a single staff with a treble clef, a key signature of two flats, and a common time signature. The piece consists of a single melodic line with several notes marked with fermatas. The dynamics are marked *f* (forte).

54. Mexican Clapping Song



Musical notation for 54. Mexican Clapping Song, featuring a single staff with a treble clef, a key signature of two flats, and a 3/4 time signature. The piece consists of a single melodic line with several notes marked with fermatas. The dynamics alternate between *p* (piano) and *f* (forte). The notation includes first and second endings (1. and 2.) for the final section.

Horn in F

Dynamics

mp moderately soft

mf moderately loud

Slur



Connects notes of different pitch. Tongue only the first note of a slur.

Lip Slur



A slur in which the fingerings of each note are the same

Meter Signature

$\frac{2}{4}$ two beats in a measure
♪ receives one beat

1 - 2 1 - 2


55. Lip Slurs



55a. Lip Slurs For Horn only



56. Oranges, Lemons



57. Roll Over



58. Simple Gifts



59. Slur Study



Horn in F

Articulation

How a note is played

Accent

Emphasize notes with an accent mark.

Legato

Smoothly
Use a soft attack, and hold note for full value.

Staccato

Short
Play in a detached, or separated style.

60. Articulation Study

61. Surprise!

Franz Josef Haydn
adapted

62. Bingo

63. Pictures At an Exhibition

Majestically

Modest Mussorgsky
adapted

Horn in F

Tempo *how fast or slow a piece is played*

Eighth Note & Eighth Rest

Allegro *Fast*

Moderato *Moderate*

Andante *Slow, walking speed*



64. Rhythm Study Moderato

65. A New Note Moderato

66. March Madness Allegro

67. Morning Andante

Edvard Grieg

68. A Mighty Fortress is Our God Andante

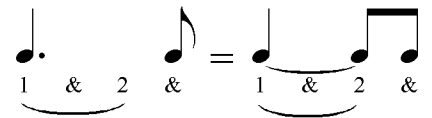
Horn in F

Tempo

Dotted Quarter Note - Eighth Note

Largo

Very slow

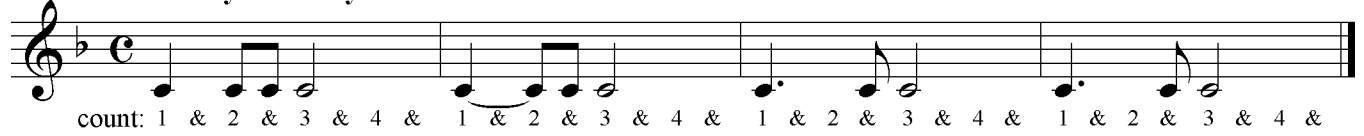


69. B \flat Concert Scale

Moderato




70. Rhythm Study



71. Theme from Symphony No. 9

Largo

Antonin Dvorák



72. Kum Bah Yah


Andante



73. Finale (from The Firebird Suite)

Largo

Igor Stravinsky



Horn in F

Meter Signature

Cut Time

♩ or ♪ two beats in a measure
 ♩ receives one beat

Sixteenth Note Combinations

1 e & a 1 e & 1 & a

74. Rhythm Study
Moderato

mf

count: 1 & 2 & 3 e & a 4 & 1 & 2 e & 3 & 4 & 1 & a 2 & 3 e & 4 & 1 & 2 e & a 3 & 4 &

75. Button, You Must Wander
Allegro

mf

76. Bright Eyes Will Find You
Andante

mf

Compare this piece to number 75. How are they alike? How are they different?

77. Ten Little Indians Write in the Counts
Moderato

mp

78. Name That Tune Write in the Counts
Moderato

mf

Compare this piece to number 77. How are they alike? How are they different?

79. Skip To My Lou Revisited
Moderato

f

Horn in F

New Note

A

1 2

Compound Meter

a meter in which the beats are divided into three parts.

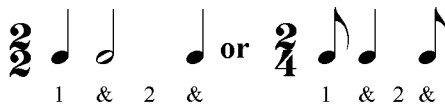
80. When the Saints Go Marching In
Allegro

81. Blow the Man Down
Allegro *in one*

82. For He's a Jolly Good Fellow
Allegro *in one*

83. Yankee Doodle
Allegro

Syncopation



When longer notes fall on weak or unexpected beats.

Dotted Eighth Note & Sixteenth Note



(or in cut time) dotted quarternote & eighth note



Horn in F

84. Row, Row, Row Your Boat (a four-part round)

Moderato in one

1 2

mf

3 4

85. Simple Meter

1 2 3 4

f Compare this piece to number 84. How are they alike? How are they different?

86. Do, Lord

f

87. Shoo, Fly

f

Horn in F

84. London Bridge Moderato

Musical notation for 'London Bridge' in F major, common time, moderate tempo. The piece begins with a dynamic marking of *mf*. The melody consists of a series of eighth and quarter notes, ending with a final quarter note.

85. Bridal Chorus Moderato

Musical notation for 'Bridal Chorus' in F major, common time, moderate tempo. The piece begins with a dynamic marking of *f*. The melody features a mix of quarter and eighth notes.

Continuation of the musical notation for 'Bridal Chorus', showing the final measures of the piece.

86. Can-Can Allegro

Musical notation for 'Can-Can' in F major, 2/4 time, allegro tempo. The piece begins with a dynamic marking of *f*. It features a lively melody with many accents and slurs. The piece concludes with a first and second ending.

87. Scale Study

Start slowly, then speed the tempo as you improve.

Musical notation for 'Scale Study' in F major, 4/4 time. The first line shows a scale starting on F4 and ascending to F5.

Musical notation for 'Scale Study' in F major, 4/4 time. The second line shows a scale starting on F4 and descending to F3.

Major Scales

Horn in F

Make sure that you are playing the exact pitch that is shown. If the

note name does not contain a *sharp* (\sharp), or a *flat* (\flat), it is *natural* (\natural).

B \flat Concert
Your Key of F

Scale: F G A B \flat C D E F E D C B \flat A G F

Arpeggio: F A E F C A F

E \flat Concert
Your Key of B \flat

Scale: B \flat C D E \flat F G A B \flat A G F E \flat D C B \flat

Arpeggio: B \flat D A B \flat F D B \flat

F Concert
Your Key of C

Scale: C D E F G A B C B A G F E D C

Arpeggio: C E B C G E C

C Concert
Your Key of G

Scale: G A B C D E F \sharp G F \sharp E D C B A G

Arpeggio: G B F \sharp G D B G

A \flat Concert
Your Key of E \flat

Scale: E \flat F G A \flat B \flat C D E \flat D C B \flat A \flat G F E \flat

Arpeggio: E \flat G D E \flat B \flat G E \flat

Rhythm Challenge

Go as far as you can without stopping, then work on problem rhythms.

1 2 3 4

5 6 7 8

9 10 11 12

13 14 15 16

17 18 19 20

21 22 23 24

25 26 27 28

29 30 31 32

Rhythm Challenge

33 34 35 36

Measures 33-36 in 3/4 time. Measure 33: quarter note, quarter note, quarter note. Measure 34: quarter note, quarter note, quarter note. Measure 35: quarter note, quarter note, quarter note. Measure 36: quarter note, quarter note, quarter note.

37 38 39 40

Measures 37-40 in common time. Measure 37: eighth note, eighth note, eighth note, eighth note, quarter note, quarter note, quarter note. Measure 38: quarter note, quarter note, eighth note, eighth note, eighth note, eighth note, quarter note, quarter note. Measure 39: quarter note, quarter note, quarter note, quarter note, eighth note, eighth note, quarter note, quarter note. Measure 40: eighth note, eighth note, eighth note, eighth note, quarter note, quarter note, quarter note, quarter note.

41 42 43 44

Measures 41-44 in common time. Measure 41: eighth note, eighth note, eighth note, eighth note, quarter note, quarter note, quarter note, quarter note. Measure 42: eighth note, eighth note, eighth note, eighth note, quarter note, quarter note, quarter note, quarter note. Measure 43: eighth note, eighth note, eighth note, eighth note, quarter note, quarter note, quarter note, quarter note. Measure 44: eighth note, eighth note, eighth note, eighth note, quarter note, quarter note, quarter note, quarter note.

45 46 47 48

Measures 45-48 in common time. Measure 45: quarter note, quarter note, quarter note, quarter note. Measure 46: quarter note, quarter note, quarter note, quarter note. Measure 47: quarter note, quarter note, quarter note, quarter note. Measure 48: quarter note, quarter note, quarter note, quarter note.

49 50 51 52

Measures 49-52 in common time. Measure 49: quarter note, quarter note, quarter note, quarter note. Measure 50: quarter note, quarter note, quarter note, quarter note. Measure 51: quarter note, quarter note, quarter note, quarter note. Measure 52: quarter note, quarter note, quarter note, quarter note.

53 54 55 56

Measures 53-56 in 2/4 time. Measure 53: quarter note, quarter note, quarter note, quarter note. Measure 54: quarter note, quarter note, quarter note, quarter note. Measure 55: quarter note, quarter note, quarter note, quarter note. Measure 56: quarter note, quarter note, quarter note, quarter note.

57 58 59 60

Measures 57-60 in 2/4 time. Measure 57: quarter note, quarter note, quarter note, quarter note. Measure 58: quarter note, quarter note, quarter note, quarter note. Measure 59: quarter note, quarter note, quarter note, quarter note. Measure 60: quarter note, quarter note, quarter note, quarter note.

61 62 63 64

Measures 61-64 in 6/8 time. Measure 61: quarter note, quarter note, quarter note, quarter note, quarter note, quarter note. Measure 62: quarter note, quarter note, quarter note, quarter note, quarter note, quarter note. Measure 63: quarter note, quarter note, quarter note, quarter note, quarter note, quarter note. Measure 64: quarter note, quarter note, quarter note, quarter note, quarter note, quarter note.