

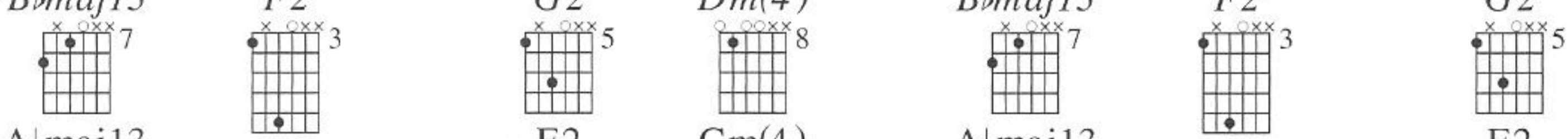
# SAVIN' ME

Gtr. in Drop D, down 1 whole step:

- ⑥ = C    ③ = F
- ⑤ = G    ② = A
- ④ = C    ① = D

Lyrics by CHAD KROEGER  
Music by NICKELBACK

Moderately ♩ = 84


Guitar → *B♭maj13* *F2* *G2* *Dm(4)* *B♭maj13* *F2* *G2*  
  
 Piano → *A♭maj13* *E♭2* *F2* *Cm(4)* *A♭maj13* *E♭2* *F2*




*mp*  
(with pedal)

Verse:

*B♭maj13* *F2* *G2* *Dm(4)*  
  
*A♭maj13* *E♭2* *F2* *Cm(4)*

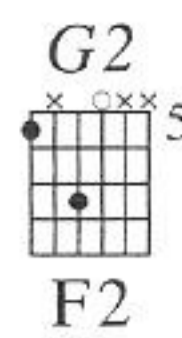
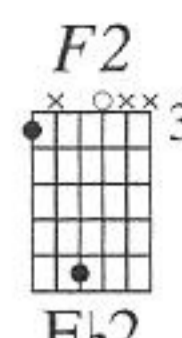
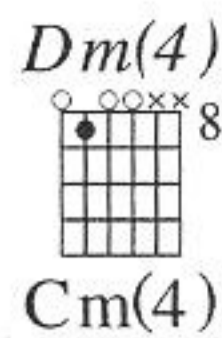
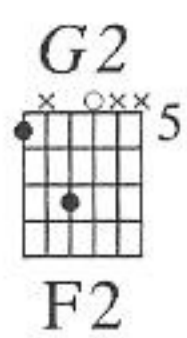


1. Pris - on gates\_ won't o - pen up\_ for me, on these hands and knees I'm crawl - ing.  
 2. Heav-en's gates\_ won't o - pen up\_ for me with these bro - ken wings I'm fall - ing. And

*B♭maj13* *F2* *G2* *B♭maj13* *F2*  
  
*A♭maj13* *E♭2* *F2* *A♭maj13* *E♭2*



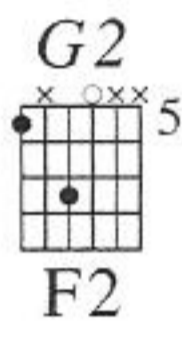
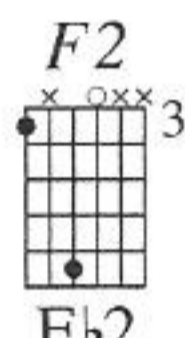
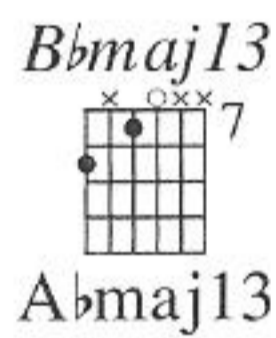
Oh, I reach\_ for you.\_ Well, I'm ter-ri - fied\_ of these four walls, these  
 all I see\_ is you.\_ These cit-y walls\_ ain't got no love for me,



Musical notation for the first system, including vocal line and piano accompaniment.

i-ron bars\_ can't hold my soul in. All I need\_ is you. And  
I'm on the ledge of the eigh-teenth sto-ry. And all I scream\_ for you. Come, please, I'm call-in'.

Piano accompaniment for the first system.

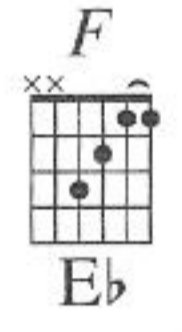
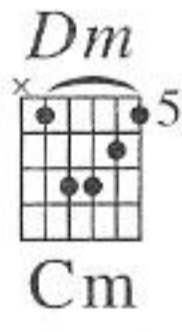
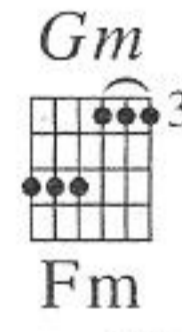
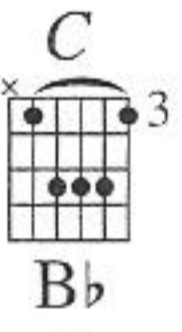
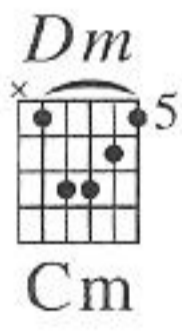


Musical notation for the second system, including vocal line and piano accompaniment.

oh, I scream\_ for you. Hur - ry, I'm fall - in', I'm fall - in'.  
all I need\_ from you.

Piano accompaniment for the second system.

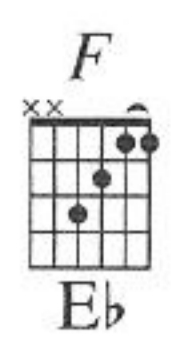
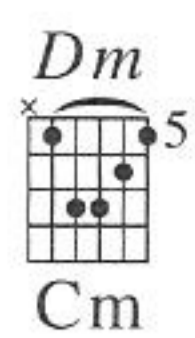
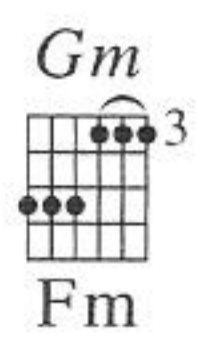
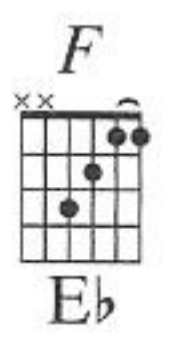
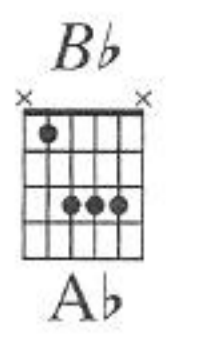
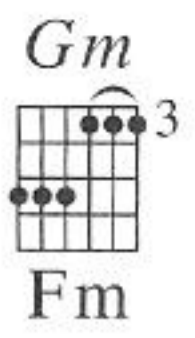
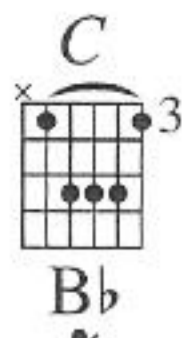
Chorus:



Musical notation for the third system, including vocal line and piano accompaniment.

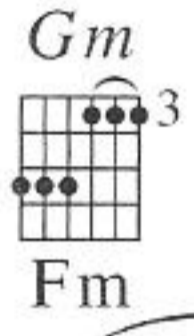
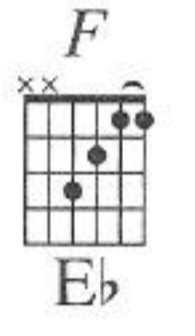
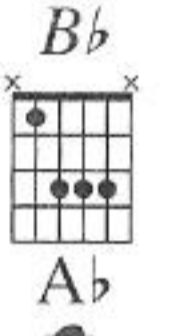
Show\_ me what\_ it's like. and teach\_ me wrong\_ from right.  
to be the last one stand-ing

Piano accompaniment for the third system, including a *mf* dynamic marking.

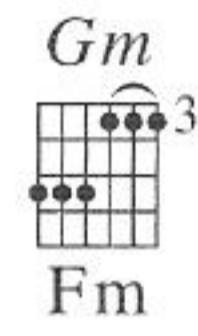
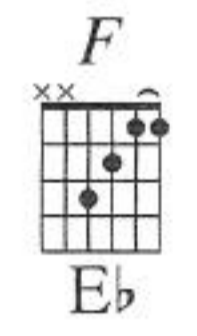



And I'll show you what I can be. And, say it for me, say it to me and I'll leave this life be-hind me.

1.

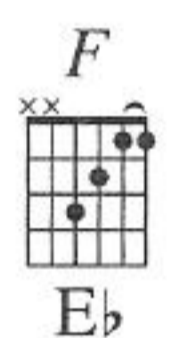
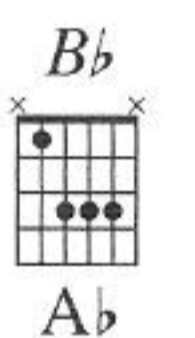
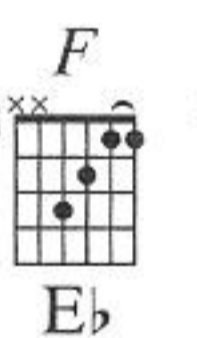
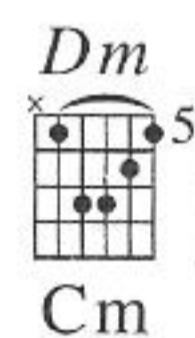
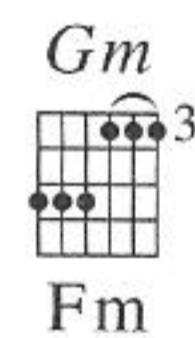


2.



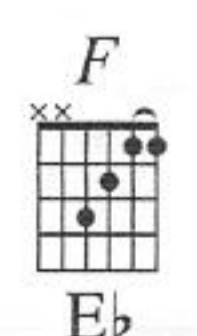
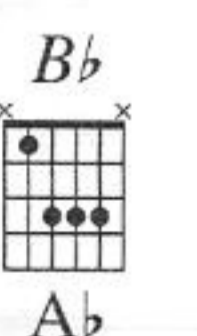
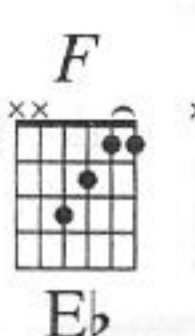
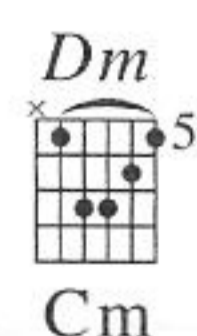
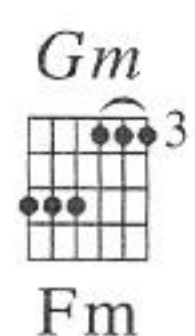
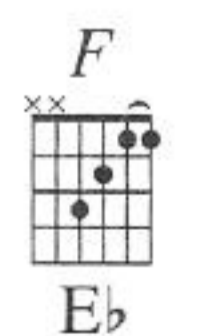
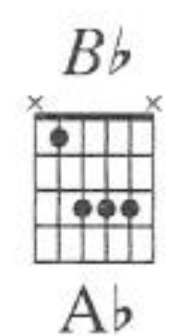
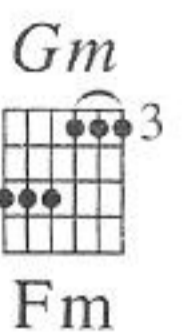
Say it if it's worth sav - ing me. Say it if it's worth sav - ing me.

Bridge:



Hur - ry. I'm fall-ing.

(Inst. solo ad lib...)



...end solo)

Bbmaj13



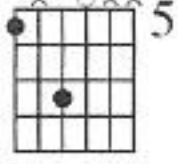
Abmaj13

F2



Eb2

G2



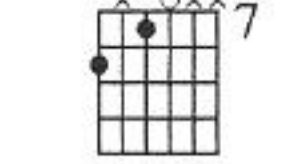
F2

Dm(4)



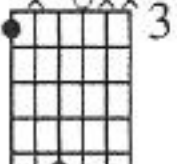
Cm(4)

Bbmaj13



Abmaj13

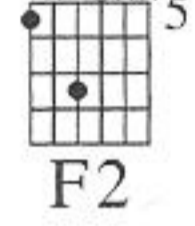
F2



Eb2

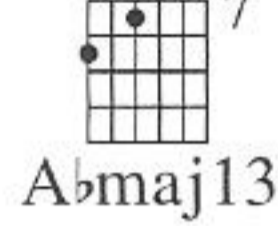
And all I need is you..

G2



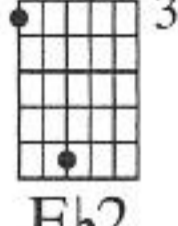
F2

Bbmaj13



Abmaj13

F2



Eb2

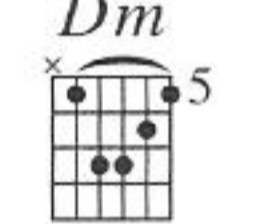
G2



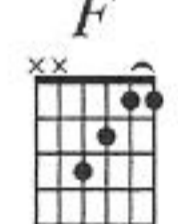
F2

Come, please, I'm call-in? And all I scream for you. Hur-ry, I'm fall-ing,

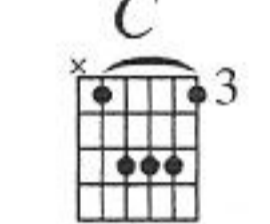
Chorus:



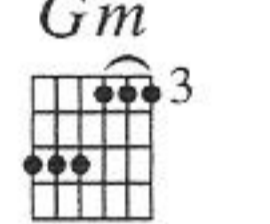
Cm



Eb



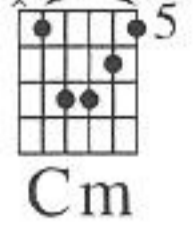
Bb



Fm

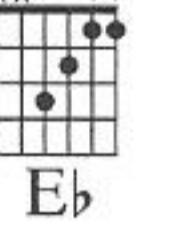
I'm fall-ing, I'm fall-ing, Show me what it's like. to be the last one stand-ing

Dm



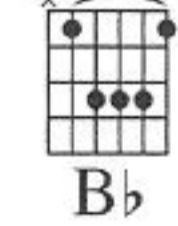
Cm

F



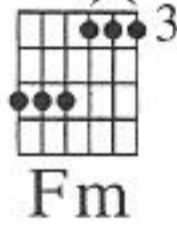
Eb

C



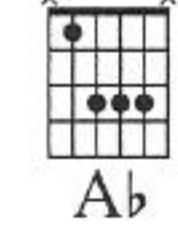
Bb

Gm



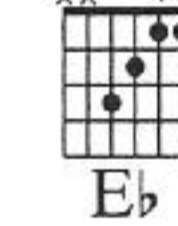
Fm

Bb



Ab

F



Eb

teach me wrong from right. And, say it for me, say it to me And I'll show you what I can be.

Gm  
Fm

Dm  
Cm

F  
Eb

Bb  
Ab

F  
Eb

Gm  
Fm

and I'll leave this life be - hind me. Say it if it's worth sav - ing me. —

Bb  
Ab

F  
Eb

Gm  
Fm

Dm  
Cm

F  
Eb

Hur - ry. I'm fall - in'. And say it for me, say it to me and I'll leave this life be - hind me.

Bb  
Ab

F  
Eb

Gm  
Fm

Bbmaj13  
Abmaj13

F2  
Eb2

Say it if it's worth sav - ing me. —

*mp*  
(with pedal)

G2  
F2

Dm(4)  
Cm(4)

Bbmaj13  
Abmaj13

F2  
Eb2

G2  
F2

