

STOP AND STARE

Words and Music by RYAN TEDDER,
DREW BROWN, TIM MYERS,
ZACK FILKINS and EDDIE FISHER

Moderately

N.C. 

mp

This town is cold-er now, —



— I think it's sick of us. — It's time to make our move. — I'm shak-in' off the rust.

I've got my heart set on an - y - where but here. I'm star - in' down my - self, —
They're try'n' to come back, all my sens - es push. Un - tie the weight bags, I —

C#m



count-in' up the years. Stead-y hands, just take the wheel.
 nev - er thought I could. Stead-y feet, don't fail me now.

A



C#m



Ev - 'ry glance is kill - in' me. Time to make
 I will run 'til you can't walk. Some-thing pulls

A



one last ap - peal for the life I lead.
 my fo - cus out and I'm stand - in' down.

E



Bsus



Stop and stare. I think I'm mov - in', but I go no - where.

C#m




Yeah, I know that ev - 'ry - one gets scared, — but I've be - come what I can't —

A


E





— be. Oh, — stop and stare.

Bsus




You start to won - der why you're here, not there. And you'd give an - y - thing to

C#m


1.
 A




get what's fair, — but fair ain't what you real - ly — need. — Oh, —

E



— can you see what I see?

The first system of the musical score features a vocal line in the treble clef and a piano accompaniment in the grand staff (treble and bass clefs). The key signature has three sharps (F#, C#, G#). The vocal line begins with a whole note rest, followed by the lyrics "can you see what I see?". The piano accompaniment consists of a steady eighth-note bass line in the left hand and chords in the right hand.

2.

A



E



— need. — Oh, — you — don't — need. —

The second system continues the musical score. The vocal line has a whole note rest before the lyrics "need. Oh, you don't need.". The piano accompaniment features a more complex texture with sustained chords in the right hand and a rhythmic bass line in the left hand.

B



The third system shows the piano accompaniment for the B section. It consists of a series of chords in the right hand and a rhythmic bass line in the left hand, all in the key of B major.

C#m

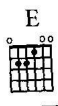


4 fr

A



The fourth system shows the piano accompaniment for the A section. It features a series of chords in the right hand and a rhythmic bass line in the left hand, all in the key of A major.



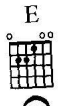
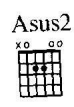
Stop and stare. I think I'm mov - in', but I



go no - where. Yeah, I know that ev - 'ry -



one gets scared. I've be - come what I can't -



be. Oh, do you see what I see?