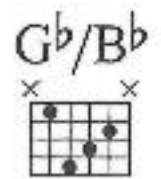
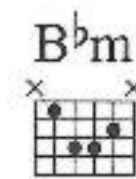
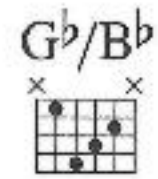


# DEVIL MAY CARE

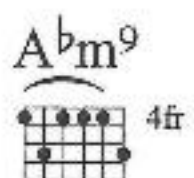
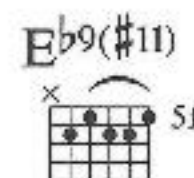
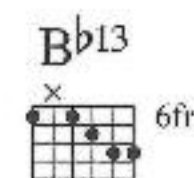
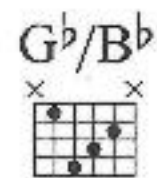
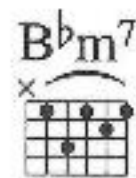
Words & Music by Bob Dorough & Terrell Kirk.

$\text{♩} = 96$   $\text{♪} = \text{♪} \text{♪}$

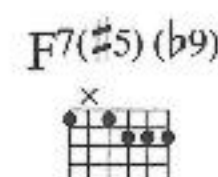
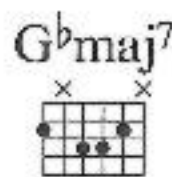
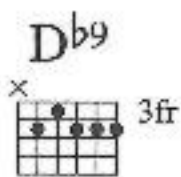


Guitar

The first system of music features a guitar part on a single staff and a piano accompaniment on a grand staff. The guitar part begins with a whole rest, followed by a quarter note G4, a quarter note A4, a quarter note Bb4, a quarter note C5, a quarter note Bb4, and a quarter note A4. The piano accompaniment consists of chords in the right hand and a bass line in the left hand. The chords are Bbm, Gb/Bb, Bbm, and Gb/Bb.



The second system continues the musical notation. The guitar part has a whole rest, followed by a quarter note G4, a quarter note A4, a quarter note Bb4, a quarter note C5, a quarter note Bb4, and a quarter note A4. The piano accompaniment features chords in the right hand and a bass line in the left hand. The chords are Bbm7, Gb/Bb, Bb13, Eb9(#11), and Abm9.



The third system concludes the musical notation. The guitar part has a whole rest, followed by a quarter note G4, a quarter note A4, a quarter note Bb4, a quarter note C5, a quarter note Bb4, and a quarter note A4. The piano accompaniment features chords in the right hand and a bass line in the left hand. The chords are Db9, Gbmaj7, F7(#5)(#9), and F7(#5)(b9).



No cares for me, I'm hap - py as I can be. I've learned to

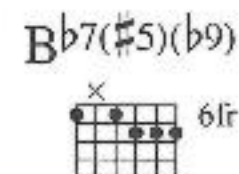
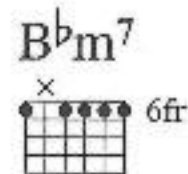
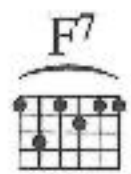
*Vamp*

love and to live, de - vil may care.

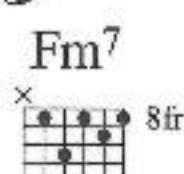
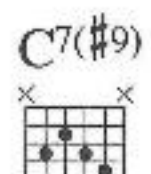
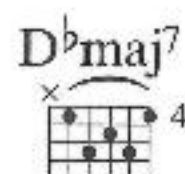
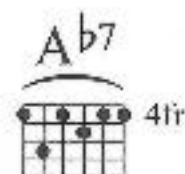
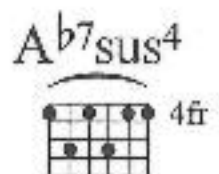
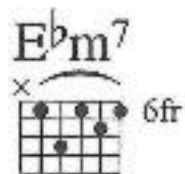
No cares or woes, what - ev - er

— comes la - ter goes. That's how I'll take and I'll give,

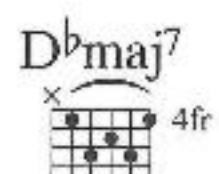
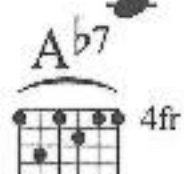
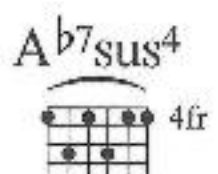
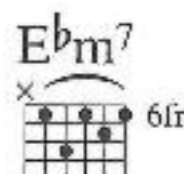




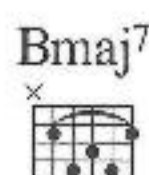
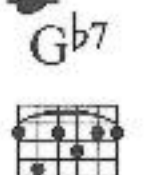
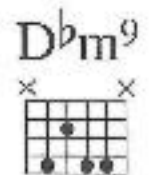
de - vil may care. When the



day is through I suf - fer no re - grets. I know that



he who frets lo - ses the night. For



on - ly a fool thinks he can hold back the dawn. He who is



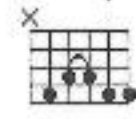
C7(#5)(#9)



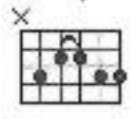
F7(#5)(b9)



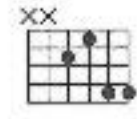
D<sup>b</sup>6/9



C6/9



F7(#9)

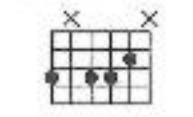


wise nev - er tries to re - vise what's past and gone. Live

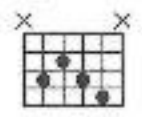
B<sup>b</sup>m7



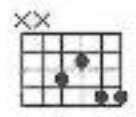
Gm7(b5)



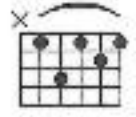
C7(#9)



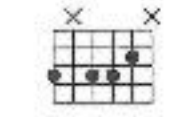
F7(#9)



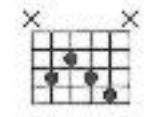
B<sup>b</sup>m7



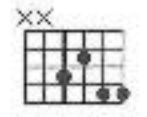
Gm7(b5)



C7(#9)



F7(#9)

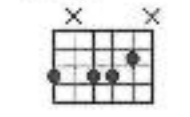


love to - day, let them come to - mor - row what may. Don't ev - en

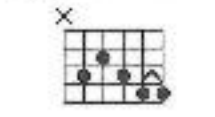
B<sup>b</sup>m7



Gm7(b5)



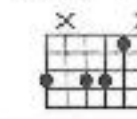
C7(#5)(#9)



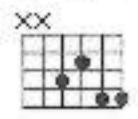
stop for a sigh, it does - n't help if you cry. That's how I

To Coda

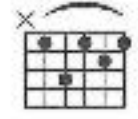
Gm7(b5)



F7(#9)



B<sup>b</sup>m7



N.C.

live and I'll die, de - vil may care. *Piano*



B<sup>b</sup>m<sup>7</sup>

Gm<sup>7</sup>(b<sup>5</sup>)

C<sup>7</sup>(#<sup>9</sup>)

F<sup>7</sup>(#<sup>9</sup>)

B<sup>b</sup>m<sup>7</sup>

Gm<sup>7</sup>(b<sup>5</sup>)

C<sup>7</sup>(#<sup>9</sup>)

F<sup>7</sup>(#<sup>9</sup>)

B<sup>b</sup>m<sup>7</sup>

Gm<sup>7</sup>(b<sup>5</sup>)

C<sup>7</sup>(#<sup>9</sup>)

F<sup>7</sup>(#<sup>9</sup>)

B<sup>b</sup>m<sup>7</sup>

Gm<sup>7</sup>(b<sup>5</sup>)

C<sup>7</sup>(#<sup>9</sup>)

F<sup>7</sup>(#<sup>9</sup>)

B<sup>b</sup>m<sup>7</sup>

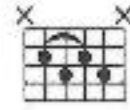
Gm<sup>7</sup>(b<sup>5</sup>)

C<sup>7</sup>(#<sup>9</sup>)

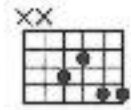
F<sup>7</sup>(#<sup>9</sup>)



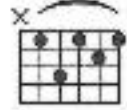
Cm7(b5)



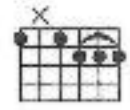
F7(#9)



Bbm7



Bb7(#5)(b9)



3

The first system of music features a guitar staff with a melodic line and a piano grand staff with block chords. The guitar staff includes a triplet of eighth notes in the second measure. The piano accompaniment consists of block chords in the right hand and a simple bass line in the left hand.

Ebm7



6fr

Ab7sus4



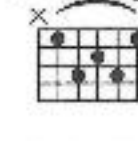
4fr

Ab7



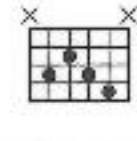
4fr

Dbmaj7

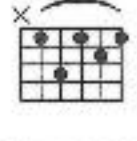


4fr

C7(#9)

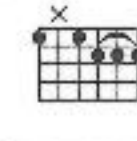


Fm7



8fr

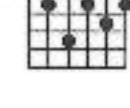
Bb7(#5)(b9)



6fr

The second system continues the musical piece. The guitar staff is labeled "Guitar" and features a melodic line with some rests. The piano grand staff continues with block chords and a bass line.

Ebm7



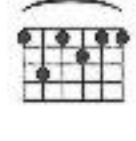
6fr

Ab7sus4



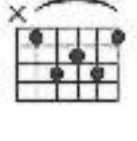
4fr

Ab7



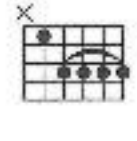
4fr

Dbmaj7



4fr

Db6



4fr

The third system of music shows the guitar staff with a melodic line and the piano grand staff with block chords. A triplet of eighth notes appears in the guitar staff in the fifth measure.

Dbm9



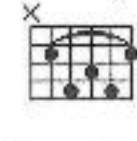
Gb7sus4



Gb7



Bmaj7



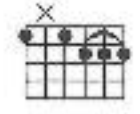
The fourth system concludes the page. The guitar staff has a melodic line with a final note. The piano grand staff features block chords, with a long note in the right hand in the third measure.



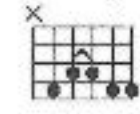
C7(#5)(#9)



F7(#5)(b9)



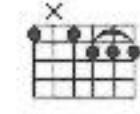
D $\flat$ 6/9



C6/9

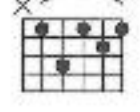


F7(#5)(b9)

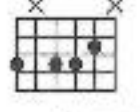


Musical notation for the first system, including a single treble clef staff and a grand staff (treble and bass clefs).

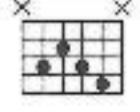
B $\flat$ m7



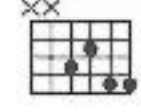
Gm7(b5)



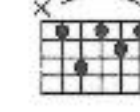
C7(#9)



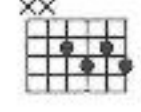
F7(#9)



B $\flat$ m7

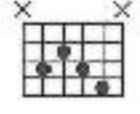


Gm7(b5)

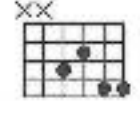


Musical notation for the second system, including a single treble clef staff and a grand staff.

C7(#9)



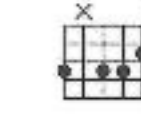
F7(#9)



B $\flat$ m7

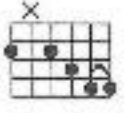


Gm7(b5)



Musical notation for the third system, including a single treble clef staff and a grand staff.

G $\flat$ 13



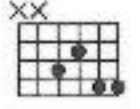
Cm7(b5)



Musical notation for the fourth system, including a single treble clef staff and a grand staff.



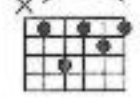
F7(#9)



Bbm7



Cm7



F7

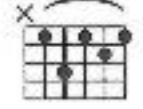


D.S. al Coda

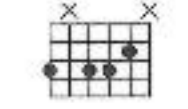
Musical notation for the first system, including vocal line and piano accompaniment.

⊕ Coda

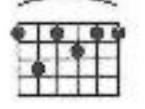
Bbm7



Gm7(b5)



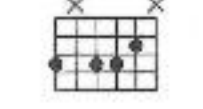
F7



Bbm7



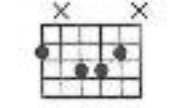
Gm7(b5)



Musical notation for the second system, including vocal line and piano accompaniment.

care. De - vil may care. Shoo -

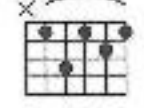
Gbmaj7



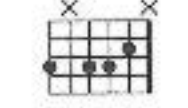
F7



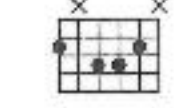
Bbm7



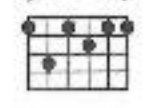
Gm7(b5)



Gbmaj7



F7



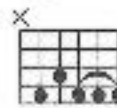
Musical notation for the third system, including vocal line and piano accompaniment.

- ce, de - vil may care. De - vil may care.

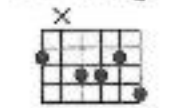
Bbm9



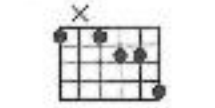
Db9



Gbmaj9

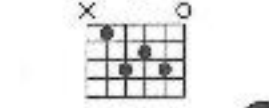


F7(#5)(#9)



rit.

Bbmaj7(=11)



Musical notation for the fourth system, including vocal line and piano accompaniment.