

IT'S RAINING AGAIN

WORDS & MUSIC: RICK DAVIES AND ROGER HODGSON

Moderate'y ♩ = 120 with a steady beat

Chorus:

f *Inst. solo ad lib*

Bb Eb Cm7 F7 Bb Eb 1. Cm7 F7

2. Cm7 F7 Bb Eb Cm7 F7

Oh, it's rain - ing a - gain. Oh no, — my —
Too bad, — I'm —

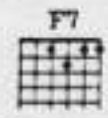
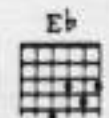
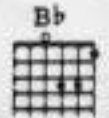
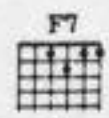

Bb Eb Cm7 F7 Bb Eb

love's at an end. } Oh no, — it's rain - ing a - gain.
los - ing₃ a friend. }

Cm7 F7 Bb Eb 1. Cm7 F7

{ And you know — it's hard to pre - tend. Oh no, — it's
Oh, will — my heart ev - er mend.

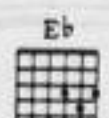

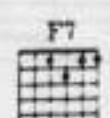
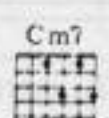
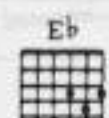
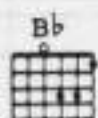
© COPYRIGHT 1982 DELICATE MUSIC, USA.
ALL RIGHTS ADMINISTERED BY ALMO MUSIC CORP.
RIGHTS FOR THE UK AND EIRE CONTROLLED BY RONDOR MUSIC (LONDON) LTD.
ALL RIGHTS RESERVED. INTERNATIONAL COPYRIGHT SECURED.



Musical staff with treble clef, key signature of two flats, and a melody line.

You're old _____ e - nough, - some peo - ple say, - to read -

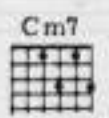
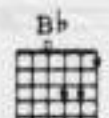
Accompanying piano and bass staves for the first system. Dynamics include *dim.* and *mf*.



Musical staff with treble clef, key signature of two flats, and a melody line.

_____ the signs, - and walk _____ a - way, - It's on - ly time _____ that heals -


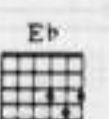
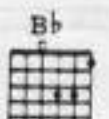
Accompanying piano and bass staves for the second system.



Musical staff with treble clef, key signature of two flats, and a melody line.

_____ the pain, - and makes _____ the sun _____ come out _____ a - gain, - It's

Accompanying piano and bass staves for the third system. Dynamics include *cresc.*



Musical staff with treble clef, key signature of two flats, and a melody line. Includes a fermata and a triplet.

rain - ing a - gain. Oh no, _____ my love's _____ at an end.

2nd time inst. solo ad lib

Accompanying piano and bass staves for the fourth system. Dynamics include *f* and a triplet.



 Oh no, _____ it's rain - ing a - gain. Too bad, _____ I'm





 los - ing a friend. Da da da da da da da — Whoa. _____

end solo 2nd time





 da da _____ da da da _____ da da da _____ da da da _____





 da da da da da da da _____

(Bkgrd.) Ah _____



Ab/Bb Ebmaj7/Bb Cm7

da da da. Come on you lit - tle

Cm7/F F F9sus F Cm7 Cm7/F F F9sus F

fight - er; no need to get up tight - er.

Cm7 Cm7/F F F9sus F7

Come on you lit - tle fight - er, and

D7 1. Eb D.S.

get back up a - gain. It's

mf 8va f

2. Eb D7

gain; oh, get back up — a -

8va

Eb D7 Eb/Bb

gain; oh, fill your heart — a - gain, _____

8va

mp

Cm7 Eb maj7/D Cm7/Eb Bb Eb Cm7 F7

cresc. poco a poco *f*

Repeat ad lib and fade

Bb Eb Cm7 F7 Bb Eb Cm7 F7