

# TONS OF RUNS

**For The  
Contemporary  
Pianist**

By Andy LaVerne

# TONS OF RUNS

**For The Contemporary Pianist**

By Andy LaVerne

# **ACKNOWLEDGEMENTS**

*Thank you to:*

- All the musicians who have provided ideas both directly and indirectly.
- Carol Flamm, who coined the phrase "tons of runs."
- Stuart Isacoff for his encouragement, guidance, and patience.

# INTRODUCTION

**J**azz improvisation has been called an accelerated form of composition, because, although it is instantaneous, it draws on the same blend of theoretical techniques and intuitive musical instincts required for composition. It also involves a process similar to everyday conversation. And, as in the most articulate speech, improvisation improves when one's vocabulary is fortified.

That's where *Tons of Runs* can come in handy. It is a compendium of runs, licks, and lines found in the jazz vernacular: a vocabulary enhancer. Jazz melody consists of melodic motifs strung together to form longer phrases. The construction of these motifs is usually based on an underlying harmony. Stated simply, the lines are built on the chords—using chord tones, passing tones, resultant scales, and scale-tone chords in ever-varying mixtures. Along with this vocabulary, the jazz improviser also adds his or her aural instinct. At any point in an improvised solo, the soloist might play a run familiar to many musicians, which gives the listener as well as the player something to latch onto. This can be followed by a line created on the spot, which can be generated by hand position, or on the chord tones and/or scale tones, as a response to something someone else in the band just played, or as divine inspiration. The blend of these elements is what keeps a jazz solo vital and moving forward.

*Tons of Runs* is a collection of melodic motifs and phrases over a variety of chords and chord qualities. There are major chords, minor chords, half diminished and diminished chords, as well as various alterations. There are also progressions of ii-V-I in major and minor, cyclical progressions, and various cadences. All this is presented in a straight forward fashion, without analysis. As with much in music, analysis can come after the

fact. Of the myriad methods for using this volume, here are some suggestions which you might find useful:

- Leaf through the book from the beginning; when a run catches your ear, zoom in for closer inspection. Analyze it to see various components such as starting and ending notes, how the notes relate to the given chord (i.e., are they scale tones, and if so, what scale), how it uses chord tones, non-chord tones, chromatic tones, chord extensions, and chord alterations.
- Leaf through the book like a magazine, from back to front, then follow the same procedure as above.
- Start from somewhere in between, and go forward or back, or skip around.
- Start at the beginning, and follow through to the end. Go at a slow, comfortable pace. Mark your favorites, memorize them, and begin using these in your improvised solos.
- Use the book with a metronome; read through the runs without correcting errors. This can be valuable in increasing your sight reading skills. Start a slow tempo, and increase them gradually.
- Use the table of contents to access runs with specific phrase lengths, chord types and progressions in various categories. Then plug each run into specific chords in tunes.
- You will notice that each run appears in three different keys. The different sonorities will be apparent when you play them. When you come across a run you really like, transpose it to all the other tonal centers. Concentrate on that one run, until you have it down in all keys. Then you will be able to use it in any playing situation.
- Fingering is indicated in the trickiest places. These are merely suggestions; you might be able to come up with something more comfortable and negotiable that fits your hand

and technique. It is an important part of the improvisatory process to be able to finger "on the fly," simply because improvisation is spontaneous and there is no time to pre-finger any given phrase. Here's a hint: consider the shape of the run and whether it goes up or down. See how many notes you can play while the hand is in one position.

- You'll notice that there are more dominant seventh runs than any other type in this collection. Many are based on the symmetric diminished scale (Whole Step-Half Step-Whole Step-Half Step, etc.). You can expand the application of these runs by applying them to major seventh chords (substitute a diminished seventh for the major seventh built on the same root). Apply them also to minor chords (ii in a ii-V progression) and to half diminished chords (the iib5 in a iib5-V progression).
- You can also expand the application of many of these runs by applying them to different chords. For example, take a run over C minor 7; play the exact same notes, but

over an Ab minor 7. You are now playing out of the tonality, but in a uniform and related manner, not as an arbitrary choice of notes. Use this technique to weave in and out of tonalities; it will give your playing a greater degree of tension and release.

- Change a note by a half step or a whole step; go up instead of down, displace a rhythm. This will personalize a run, and make it unique to your style.
- If you've had little experience in improvisation, take a tune and pick a run for each chord in the tune. Consult the Handbook of Chord Substitutions (also published by Ekay Music) for tunes and progressions. Write out a chorus or two in this manner, and you have just "improvised" your first solo!

To sum up, use any window you can find to get into this collection. These runs can stand alone, or can be used as a springboard for your own melodic creations. In any case, there is no substitute for time spent practicing your craft.

# TABLE OF CONTENTS

<b>Introduction</b> .....	5
<b>Keyboard Runs:</b>	
For Dominant 7th Chords .....	7
For Major 7th or 6/9 Chords .....	76
For Minor 7th With Extensions .....	85
For Suspended Chords .....	98
For ii-V and ii-V-I Progressions .....	105
For Altered Dominant 7th Chords .....	125
For Altered Major 7th Chords .....	136
For Combinations Of Chord Qualities .....	149
 <b>About Andy LaVerne</b> .....	 157

# DOMINANT 7TH

A<sup>7</sup>

Musical staff for A<sup>7</sup> chord. The melody starts on G4 (fingering 1), moves to A4, B4, C5, then descends to B4, A4, G4 (fingering 2).

B<sup>b</sup>7

Musical staff for B<sup>b</sup>7 chord. The melody starts on B3, moves to C4, D4, E4, then descends to D4, C4, B3.

E7

Musical staff for E7 chord. The melody starts on E4, moves to F#4, G4, A4, then descends to G4, F#4, E4.

D<sup>9</sup><sub>5</sub>

Musical staff for D<sup>9</sup><sub>5</sub> chord. The melody starts on D4, moves to E4, F#4, G4, then descends to F#4, E4, D4.

E<sup>b</sup>9

Musical staff for E<sup>b</sup>9 chord. The melody starts on E3, moves to F4, G4, A4, then descends to G4, F4, E3.

A<sup>9</sup>

Musical staff for A<sup>9</sup> chord. The melody starts on A3, moves to B4, C5, D5, then descends to C5, B4, A3.

for: C<sup>7</sup> A<sup>7</sup> E<sup>b</sup>7 F<sup>#</sup>7 chords

Musical staff for C<sup>7</sup>, A<sup>7</sup>, E<sup>b</sup>7, F<sup>#</sup>7 chords. The melody starts on C4 (fingering 2), moves to D4, E4, F4, then descends to E4, D4, C4.

for: D<sup>b</sup>7 E7 G7 B<sup>b</sup>7 chords

Musical staff for D<sup>b</sup>7, E7, G7, B<sup>b</sup>7 chords. The melody starts on D3, moves to E4, F4, G4, then descends to F4, E4, D3.

for: D7 F7 A<sup>b</sup>7 B7 chords

Musical staff for D7, F7, A<sup>b</sup>7, B7 chords. The melody starts on D3 (fingering 1), moves to E4, F4, G4, then descends to F4, E4, D3.



C<sup>7</sup>

F<sup>7</sup>

G<sup>7</sup>

F<sup>7</sup>

A<sup>7</sup>

D<sup>b7</sup>

for: C<sup>7</sup> A<sup>7</sup> E<sup>b7</sup> F<sup>#7</sup> chords

for: D<sup>b7</sup> B<sup>b7</sup> E<sup>7</sup> G<sup>7</sup> chords

for: D<sup>7</sup> B<sup>7</sup> F<sup>7</sup> G<sup>#7</sup> chords

C7

E7

A7

1 2 3 5

F7

E7

B<sup>b</sup>7

5 3 1 5 4 2 5 3 1

C7

F#7

E7

2 1 3 5 1 2 3 5

C<sup>7</sup>  
5 4 3

D<sup>b</sup>7

E<sup>7</sup>

F<sup>7</sup>  
5 4 2 1 3 4 2

B<sup>7</sup>

D<sup>7</sup>

F<sup>7</sup>  
5 3 2 5 1

B<sup>b</sup>7

A<sup>b</sup>7

F7

C7

G7

for: C7 Eb7 Gb7 A7 chords

for: Db7 E7 G7 Bb7 chords

for: D7 F7 Ab7 B7 chords

for: F7 Ab7 B7 D7 chords

for: Bb7 A7 C7 Eb7 chords

for: G7 Bb7 C#7 E7 chords

for: D7 F7 A<sup>b</sup>7 B7 chords

for: E<sup>b</sup>7 G<sup>b</sup>7 A7 C7 chords

for: E7 G7 B<sup>b</sup>7 D<sup>b</sup>7 chords

C7

D7

E7

C7

F#7

E<sup>b</sup>7

Cm7 *r.h. 3* *r.h. 3*  
*l.h. 3* *r.h. 3* *r.h. 3* *l.h. 3*  
 Em7 *r.h. 3* *r.h. 3* *l.h. 3*  
*l.h. 3* *r.h. 3* *r.h. 3* *l.h. 3*  
 G#m7 *l.h. 3* *l.h. 3*

for: C7 A7 Gb7 Eb7 chords

for: Db7 Bb7 G7 E7 chords

for: D7 B7 Ab7 F7 chords

C7

Bb7

F7

Db7

C7

B7

for: Bb7 Db7 E7 G7 chords

for: Ab7 B7 F7 D7 chords

for: C7 Eb7 Gb7 A7 chords

for: C7 A7 Gb7 Eb7 chords

for: Db7 Bb7 G7 E7 chords

for: D7 B7 Ab7 F7 chords

for: C7 A7 G<sup>b</sup>7 E<sup>b</sup>7 chords

A musical staff in treble clef showing a sequence of chords: C7, A7, G<sup>b</sup>7, and E<sup>b</sup>7. The notes are: C4, E4, G4, A4 (C7); C#4, E4, G4, A4 (A7); B3, D4, F4, G4 (G<sup>b</sup>7); and B3, D4, F4, G4 (E<sup>b</sup>7). Fingering numbers 1, 2, 3 are indicated above the notes.

for: D<sup>b</sup>7 B<sup>b</sup>7 G7 E7 chords

A musical staff in treble clef showing a sequence of chords: D<sup>b</sup>7, B<sup>b</sup>7, G7, and E7. The notes are: C4, E4, G4, A4 (D<sup>b</sup>7); C#4, E4, G4, A4 (B<sup>b</sup>7); C4, E4, G4, A4 (G7); and C4, E4, G4, A4 (E7). Fingering numbers 2, 1, 3, 1, 2, 3 are indicated above the notes.

for: D7 B7 A<sup>b</sup>7 F7 chords

A musical staff in treble clef showing a sequence of chords: D7, B7, A<sup>b</sup>7, and F7. The notes are: C4, E4, G4, A4 (D7); C#4, E4, G4, A4 (B7); B3, D4, F4, G4 (A<sup>b</sup>7); and C4, E4, G4, A4 (F7). Fingering numbers 1, 2, 3, 2, 1, 3, 1, 2, 3 are indicated above the notes.

A musical staff in treble clef showing the C7 chord: C4, E4, G4, A4. The label "C7" is written above the staff.

A musical staff in treble clef showing the F7 chord: C4, E4, G4, A4. The label "F7" is written above the staff.

A musical staff in treble clef showing the G7 chord: C4, E4, G4, A4. The label "G7" is written above the staff.

A musical staff in treble clef showing the F7 chord: C4, E4, G4, A4. The label "F7" is written above the staff.

A musical staff in treble clef showing the B<sup>b</sup>7 chord: C4, E4, G4, A4. The label "B<sup>b</sup>7" is written above the staff.

A musical staff in treble clef showing the C7 chord: C4, E4, G4, A4. The label "C7" is written above the staff.



B $\flat$ 7

3

Detailed description: A single musical staff in treble clef with a key signature of two flats (Bb and Eb). The first measure contains a triplet of eighth notes: Bb4, Ab4, and Gb4. The second measure contains a quarter note F4. The third measure contains a quarter note E4. The fourth measure contains a quarter note D4. The fifth measure contains a quarter note C4. The sixth measure contains a quarter note B3. The seventh measure contains a quarter note A3. The eighth measure contains a quarter note G3. The piece ends with a double bar line.

A $\flat$ 7

3

Detailed description: A single musical staff in treble clef with a key signature of two flats (Bb and Eb). The first measure contains a triplet of eighth notes: Ab4, Gb4, and F4. The second measure contains a quarter note E4. The third measure contains a quarter note D4. The fourth measure contains a quarter note C4. The fifth measure contains a quarter note B3. The sixth measure contains a quarter note A3. The seventh measure contains a quarter note G3. The eighth measure contains a quarter note F3. The piece ends with a double bar line.

A7

3

Detailed description: A single musical staff in treble clef with a key signature of one sharp (F#). The first measure contains a triplet of eighth notes: A4, G#4, and F#4. The second measure contains a quarter note E4. The third measure contains a quarter note D4. The fourth measure contains a quarter note C4. The fifth measure contains a quarter note B3. The sixth measure contains a quarter note A3. The seventh measure contains a quarter note G3. The eighth measure contains a quarter note F3. The piece ends with a double bar line.

B $\flat$ 7

3

Detailed description: A single musical staff in treble clef with a key signature of two flats (Bb and Eb). The first measure contains a triplet of eighth notes: Bb4, Ab4, and Gb4. The second measure contains a quarter note F4. The third measure contains a quarter note E4. The fourth measure contains a quarter note D4. The fifth measure contains a quarter note C4. The sixth measure contains a quarter note B3. The seventh measure contains a quarter note A3. The eighth measure contains a quarter note G3. The piece ends with a double bar line.

C7

3

Detailed description: A single musical staff in treble clef with a key signature of one flat (Bb). The first measure contains a triplet of eighth notes: C4, Bb3, and Ab3. The second measure contains a quarter note G3. The third measure contains a quarter note F3. The fourth measure contains a quarter note E3. The fifth measure contains a quarter note D3. The sixth measure contains a quarter note C3. The seventh measure contains a quarter note B2. The eighth measure contains a quarter note A2. The piece ends with a double bar line.

G7

3

Detailed description: A single musical staff in treble clef with a key signature of one flat (Bb). The first measure contains a triplet of eighth notes: G4, F#4, and F4. The second measure contains a quarter note E4. The third measure contains a quarter note D4. The fourth measure contains a quarter note C4. The fifth measure contains a quarter note B3. The sixth measure contains a quarter note A3. The seventh measure contains a quarter note G3. The eighth measure contains a quarter note F3. The piece ends with a double bar line.

D7

3 2 1 2 3

Detailed description: A single musical staff in treble clef with a key signature of two sharps (F# and C#). The first measure contains a triplet of eighth notes: D4, C#4, and B4. The second measure contains a quarter note A4. The third measure contains a quarter note G4. The fourth measure contains a quarter note F#4. The fifth measure contains a quarter note E4. The sixth measure contains a quarter note D4. The seventh measure contains a quarter note C4. The eighth measure contains a quarter note B3. The piece ends with a double bar line.

E7

Detailed description: A single musical staff in treble clef with a key signature of one sharp (F#). The first measure contains a triplet of eighth notes: E4, D#4, and D4. The second measure contains a quarter note C#4. The third measure contains a quarter note B4. The fourth measure contains a quarter note A4. The fifth measure contains a quarter note G4. The sixth measure contains a quarter note F#4. The seventh measure contains a quarter note E4. The eighth measure contains a quarter note D4. The piece ends with a double bar line.

B7

Detailed description: A single musical staff in treble clef with a key signature of two sharps (F# and C#). The first measure contains a triplet of eighth notes: B4, A#4, and A4. The second measure contains a quarter note G#4. The third measure contains a quarter note F#4. The fourth measure contains a quarter note E4. The fifth measure contains a quarter note D4. The sixth measure contains a quarter note C4. The seventh measure contains a quarter note B3. The eighth measure contains a quarter note A3. The piece ends with a double bar line.

A7

C7

F#7

D7

F7

Ab7

G7

A7

E7

for: C<sup>7</sup> A<sup>7</sup> G<sup>b7</sup> E<sup>b7</sup> chords



for: D<sup>7</sup> B<sup>7</sup> A<sup>b7</sup> F<sup>7</sup> chords



for: B<sup>b7</sup> G<sup>7</sup> E<sup>7</sup> D<sup>b7</sup> chords



for: C<sup>7</sup> A<sup>7</sup> G<sup>b7</sup> E<sup>b7</sup> chords



for: D<sup>7</sup> B<sup>7</sup> A<sup>b7</sup> F<sup>7</sup> chords



for: B<sup>b7</sup> G<sup>7</sup> E<sup>7</sup> D<sup>b7</sup> chords



for: C<sup>7</sup> A<sup>7</sup> G<sup>b7</sup> E<sup>b7</sup> chords



for: D<sup>7</sup> B<sup>7</sup> A<sup>b7</sup> F<sup>7</sup> chords



for: B<sup>b7</sup> G<sup>7</sup> E<sup>7</sup> D<sup>b7</sup> chords



for: C7 A7 Gb7 Eb7 chords

Musical notation for C7, A7, Gb7, Eb7 chords. The staff shows a sequence of notes: C4, E4, G4, Bb4, C5, A4, G4, F4, E4, C4. Fingerings are indicated as 1, 2, 3, 5, 1, 2, 3, 5.

for: D7 B7 Ab7 F7 chords

Musical notation for D7, B7, Ab7, F7 chords. The staff shows a sequence of notes: D4, F#4, A4, B4, D5, B4, A4, G4, F4, D4. Fingerings are indicated as 1, 2, 3, 5, 1, 2, 3, 5.

for: Bb7 G7 E7 Db7 chords

Musical notation for Bb7, G7, E7, Db7 chords. The staff shows a sequence of notes: Bb4, D5, F5, Ab5, Bb5, G5, F5, E5, D5, Bb4. Fingerings are indicated as 1, 2, 3, 5, 1, 2, 3, 5.

for: C7 A7 Gb7 Eb7 chords

Musical notation for C7, A7, Gb7, Eb7 chords. The staff shows a sequence of notes: C4, E4, G4, Bb4, C5, A4, G4, F4, E4, C4. Fingerings are indicated as 5, 5, 5, 5.

for: D7 B7 Ab7 F7 chords

Musical notation for D7, B7, Ab7, F7 chords. The staff shows a sequence of notes: D4, F#4, A4, B4, D5, B4, A4, G4, F4, D4. Fingerings are indicated as 5, 5, 5, 5.

for: Bb7 G7 E7 Db7 chords

Musical notation for Bb7, G7, E7, Db7 chords. The staff shows a sequence of notes: Bb4, D5, F5, Ab5, Bb5, G5, F5, E5, D5, Bb4. Fingerings are indicated as 5, 5, 5, 5.

for: C7 A7 Gb7 Eb7 chords

Musical notation for C7, A7, Gb7, Eb7 chords. The staff shows a sequence of notes: C4, E4, G4, Bb4, C5, A4, G4, F4, E4, C4. Fingerings are indicated as 1, 2, 1, 4, 1, 2, 1, 4.

for: D7 B7 Ab7 F7 chords

Musical notation for D7, B7, Ab7, F7 chords. The staff shows a sequence of notes: D4, F#4, A4, B4, D5, B4, A4, G4, F4, D4. Fingerings are indicated as 2, 1, 2, 4, 1, 2, 1, 4.

for: Bb7 G7 E7 Db7 chords

Musical notation for Bb7, G7, E7, Db7 chords. The staff shows a sequence of notes: Bb4, D5, F5, Ab5, Bb5, G5, F5, E5, D5, Bb4. Fingerings are indicated as 2, 1, 2, 4, 1, 2, 1, 4.

for: C<sup>7</sup> A<sup>7</sup> G<sup>b7</sup> E<sup>b7</sup> chords



for: D<sup>7</sup> B<sup>7</sup> A<sup>b7</sup> F<sup>7</sup> chords



for: B<sup>b7</sup> G<sup>7</sup> E<sup>7</sup> D<sup>b7</sup> chords



for: C<sup>7</sup> A<sup>7</sup> G<sup>b7</sup> E<sup>b7</sup> chords



for: D<sup>7</sup> B<sup>7</sup> A<sup>b7</sup> F<sup>7</sup> chords



for: B<sup>b7</sup> G<sup>7</sup> E<sup>7</sup> D<sup>b7</sup> chords



for: C<sup>7</sup> A<sup>7</sup> G<sup>b7</sup> E<sup>b7</sup> chords



for: D<sup>7</sup> B<sup>7</sup> A<sup>b7</sup> F<sup>7</sup> chords



for: B<sup>b7</sup> G<sup>7</sup> E<sup>7</sup> D<sup>b7</sup> chords



for: C<sup>7</sup> A<sup>7</sup> G<sup>b7</sup> E<sup>b7</sup> chords

Musical staff showing a sequence of chords: C<sup>7</sup>, A<sup>7</sup>, G<sup>b7</sup>, and E<sup>b7</sup>. The notes are: C<sup>7</sup> (F, C, G, C), A<sup>7</sup> (C, E, G, A), G<sup>b7</sup> (B<sup>b</sup>, D, F, G), and E<sup>b7</sup> (G, B<sup>b</sup>, D, E<sup>b</sup>). Fingerings are indicated: 1-2-5 for C<sup>7</sup>, 1-2-5 for A<sup>7</sup>, and 3 for G<sup>b7</sup> and E<sup>b7</sup>.

for: D<sup>7</sup> B<sup>7</sup> A<sup>b7</sup> F<sup>7</sup> chords

Musical staff showing a sequence of chords: D<sup>7</sup>, B<sup>7</sup>, A<sup>b7</sup>, and F<sup>7</sup>. The notes are: D<sup>7</sup> (F<sup>sharp</sup>, A, C, D), B<sup>7</sup> (D, F, A, B), A<sup>b7</sup> (C, E<sup>b</sup>, G, A<sup>b</sup>), and F<sup>7</sup> (A, C, E, F). Fingerings are indicated: 3 for D<sup>7</sup>, and 3 for B<sup>7</sup>, A<sup>b7</sup>, and F<sup>7</sup>.

for: B<sup>b7</sup> G<sup>7</sup> E<sup>7</sup> D<sup>b7</sup> chords

Musical staff showing a sequence of chords: B<sup>b7</sup>, G<sup>7</sup>, E<sup>7</sup>, and D<sup>b7</sup>. The notes are: B<sup>b7</sup> (D, F, A<sup>b</sup>, B<sup>b</sup>), G<sup>7</sup> (B, D, F, G), E<sup>7</sup> (G, B, D, E), and D<sup>b7</sup> (F, A<sup>b</sup>, C, D<sup>b</sup>). Fingerings are indicated: 3 for B<sup>b7</sup>, and 3 for G<sup>7</sup>, E<sup>7</sup>, and D<sup>b7</sup>.

Musical staff for B<sup>b7</sup> chord. Notes: D, F, A<sup>b</sup>, B<sup>b</sup>. Fingering: 5.

Musical staff for A<sup>7</sup> chord. Notes: C, E, G, A. Fingering: 1.

Musical staff for E<sup>b7</sup> chord. Notes: G, B<sup>b</sup>, D, E<sup>b</sup>. Fingering: 3.

Musical staff for F<sup>7</sup> chord. Notes: A, C, E, F. Fingering: 3.

Musical staff for G<sup>7</sup> chord. Notes: B, D, F, G. Fingering: 3.

Musical staff for D<sup>7</sup> chord. Notes: F<sup>sharp</sup>, A, C, D. Fingering: 3.

C7

3 5 2 1

A<sup>b</sup>7

D<sup>b</sup>7

F7

1 5 1 5

E7

A7

G7

5 1 3 2 1

A7

D<sup>b</sup>7

2 1 3 1

F7

B<sup>b</sup>7

E7

F7

G7

B<sup>b</sup>7

for: F7 A<sup>b</sup>7 B7 D7 chords

for: G7 B<sup>b</sup>7 D<sup>b</sup>7 E7 chords

for: E7 G7 B<sup>b</sup>7 D<sup>b</sup>7 chords



for: B<sup>7</sup> A<sup>7</sup> F<sub>3</sub><sup>7</sup> D<sup>7</sup> chords

A musical staff in treble clef showing a sequence of four chords: B<sup>7</sup>, A<sup>7</sup>, F<sub>3</sub><sup>7</sup>, and D<sup>7</sup>. The notes are: B<sup>7</sup> (B, D, F, A), A<sup>7</sup> (A, C, E, G), F<sub>3</sub><sup>7</sup> (F, A, C, E), and D<sup>7</sup> (D, F, A, C). The notes are grouped into triplets with fingerings 5, 3, 1, 3, 3, 3, 3, 3.

for: C<sup>7</sup> A<sup>7</sup> G<sup>b7</sup> E<sup>b7</sup> chords

A musical staff in treble clef showing a sequence of four chords: C<sup>7</sup>, A<sup>7</sup>, G<sup>b7</sup>, and E<sup>b7</sup>. The notes are: C<sup>7</sup> (C, E, G, B<sup>b</sup>), A<sup>7</sup> (A, C, E, G), G<sup>b7</sup> (G<sup>b</sup>, B<sup>b</sup>, D<sup>b</sup>, F), and E<sup>b7</sup> (E<sup>b</sup>, G<sup>b</sup>, B<sup>b</sup>, D). The notes are grouped into triplets with fingerings 3, 3, 3, 3, 3, 3, 3, 3.

for: B<sup>b7</sup> G<sup>7</sup> E<sup>7</sup> D<sup>b7</sup> chords

A musical staff in treble clef showing a sequence of four chords: B<sup>b7</sup>, G<sup>7</sup>, E<sup>7</sup>, and D<sup>b7</sup>. The notes are: B<sup>b7</sup> (B<sup>b</sup>, D, F, A), G<sup>7</sup> (G, B, D, F), E<sup>7</sup> (E, G, B, D), and D<sup>b7</sup> (D<sup>b</sup>, F, A, C). The notes are grouped into triplets with fingerings 3, 3, 3, 3, 3, 3, 3, 3.

for: G<sup>7</sup> B<sup>b7</sup> D<sup>b7</sup> E<sup>7</sup> chords

A musical staff in treble clef showing a sequence of four chords: G<sup>7</sup>, B<sup>b7</sup>, D<sup>b7</sup>, and E<sup>7</sup>. The notes are: G<sup>7</sup> (G, B, D, F), B<sup>b7</sup> (B<sup>b</sup>, D, F, A), D<sup>b7</sup> (D<sup>b</sup>, F, A, C), and E<sup>7</sup> (E, G, B, D). The notes are grouped into triplets with fingerings 1, 2, 5, 3, 3, 3, 3, 3.

for: A<sup>7</sup> C<sup>7</sup> E<sup>b7</sup> F<sup>#7</sup> chords

A musical staff in treble clef showing a sequence of four chords: A<sup>7</sup>, C<sup>7</sup>, E<sup>b7</sup>, and F<sup>#7</sup>. The notes are: A<sup>7</sup> (A, C, E, G), C<sup>7</sup> (C, E, G, B), E<sup>b7</sup> (E<sup>b</sup>, G<sup>b</sup>, B<sup>b</sup>, D), and F<sup>#7</sup> (F<sup>#</sup>, A, C, E). The notes are grouped into triplets with fingerings 3, 3, 3, 3, 3, 3, 3, 3.

for: F<sup>7</sup> A<sup>b7</sup> B<sup>7</sup> D<sup>7</sup> chords

A musical staff in treble clef showing a sequence of four chords: F<sup>7</sup>, A<sup>b7</sup>, B<sup>7</sup>, and D<sup>7</sup>. The notes are: F<sup>7</sup> (F, A, C, E), A<sup>b7</sup> (A<sup>b</sup>, C, E, G), B<sup>7</sup> (B, D, F, A), and D<sup>7</sup> (D, F, A, C). The notes are grouped into triplets with fingerings 3, 3, 3, 3, 3, 3, 3, 3.

for: G<sup>7</sup> B<sup>b7</sup> D<sup>b7</sup> E<sup>7</sup> chords

A musical staff in treble clef showing a sequence of four chords: G<sup>7</sup>, B<sup>b7</sup>, D<sup>b7</sup>, and E<sup>7</sup>. The notes are: G<sup>7</sup> (G, B, D, F), B<sup>b7</sup> (B<sup>b</sup>, D, F, A), D<sup>b7</sup> (D<sup>b</sup>, F, A, C), and E<sup>7</sup> (E, G, B, D). The notes are grouped into triplets with fingerings 3, 3, 3, 3, 3, 3, 3, 3.

for: G<sup>b7</sup> A<sup>7</sup> C<sup>7</sup> E<sup>b7</sup> chords

A musical staff in treble clef showing a sequence of four chords: G<sup>b7</sup>, A<sup>7</sup>, C<sup>7</sup>, and E<sup>b7</sup>. The notes are: G<sup>b7</sup> (G<sup>b</sup>, B<sup>b</sup>, D<sup>b</sup>, F), A<sup>7</sup> (A, C, E, G), C<sup>7</sup> (C, E, G, B), and E<sup>b7</sup> (E<sup>b</sup>, G<sup>b</sup>, B<sup>b</sup>, D). The notes are grouped into triplets with fingerings 3, 3, 3, 3, 3, 3, 3, 3.

for: F<sup>7</sup> A<sup>b7</sup> B<sup>7</sup> D<sup>7</sup> chords

A musical staff in treble clef showing a sequence of four chords: F<sup>7</sup>, A<sup>b7</sup>, B<sup>7</sup>, and D<sup>7</sup>. The notes are: F<sup>7</sup> (F, A, C, E), A<sup>b7</sup> (A<sup>b</sup>, C, E, G), B<sup>7</sup> (B, D, F, A), and D<sup>7</sup> (D, F, A, C). The notes are grouped into triplets with fingerings 3, 3, 3, 3, 3, 3, 3, 3.

for: C<sup>7</sup> E<sup>b</sup>7 G<sup>b</sup>7 A<sup>7</sup> chords

Musical notation for C<sup>7</sup>, E<sup>b</sup>7, G<sup>b</sup>7, and A<sup>7</sup> chords. The notation shows a sequence of notes on a treble clef staff with fingerings: 5, 3, 2, 1, 2, 5, 4, 3, 2, 1, 2, 5. Triplet markings are present under the first three notes of each chord.

for: D<sup>7</sup> F<sup>7</sup> A<sup>b</sup>7 B<sup>7</sup> chords

Musical notation for D<sup>7</sup>, F<sup>7</sup>, A<sup>b</sup>7, and B<sup>7</sup> chords. The notation shows a sequence of notes on a treble clef staff with fingerings: 3, 3, 3, 3. Triplet markings are present under the first three notes of each chord.

for: B<sup>b</sup>7 D<sup>b</sup>7 E<sup>7</sup> G<sup>7</sup> chords

Musical notation for B<sup>b</sup>7, D<sup>b</sup>7, E<sup>7</sup>, and G<sup>7</sup> chords. The notation shows a sequence of notes on a treble clef staff with fingerings: 3, 3, 3, 3. Triplet markings are present under the first three notes of each chord.

for: C<sup>7</sup> E<sup>b</sup>7 G<sup>b</sup>7 A<sup>7</sup> chords

Musical notation for C<sup>7</sup>, E<sup>b</sup>7, G<sup>b</sup>7, and A<sup>7</sup> chords. The notation shows a sequence of notes on a treble clef staff with fingerings: 1, 2, 4, 3, 1, 1, 2, b, 4, 5, 2, 1. Triplet markings are present under the first three notes of each chord.

for: B<sup>7</sup> D<sup>7</sup> F<sup>7</sup> A<sup>b</sup>7 chords

Musical notation for B<sup>7</sup>, D<sup>7</sup>, F<sup>7</sup>, and A<sup>b</sup>7 chords. The notation shows a sequence of notes on a treble clef staff with fingerings: 3, 3, 3, 3. Triplet markings are present under the first three notes of each chord.

for: D<sup>b</sup>7 E<sup>7</sup> G<sup>7</sup> B<sup>b</sup>7 chords

Musical notation for D<sup>b</sup>7, E<sup>7</sup>, G<sup>7</sup>, and B<sup>b</sup>7 chords. The notation shows a sequence of notes on a treble clef staff with fingerings: 3, 3, 3, 3. Triplet markings are present under the first three notes of each chord.

Musical notation for G<sup>7</sup> chord. The notation shows a sequence of notes on a treble clef staff.

Musical notation for A<sup>7</sup> chord. The notation shows a sequence of notes on a treble clef staff.

Musical notation for E<sup>7</sup> chord. The notation shows a sequence of notes on a treble clef staff.

E<sup>b</sup>7  
5

3 1 3 1

C7

3 2 1 2

F7

for: C7 A7 E<sup>b</sup>7 F<sup>#</sup>7 chords

1 5 3 1 2

for: B<sup>b</sup>7 G7 D<sup>b</sup>7 E7 chords

3 1 3 2

for: B7 A<sup>b</sup>7 D7 F7 chords

C7  
5

5 1 3 5

F7

E7

5 2 1 5 2 1

C7

Musical staff for C7 chord. The notes are G4, F4, E4, D4, C4, B3, A3, G3. Fingering: 4, 5, 2.

Bb7

Musical staff for Bb7 chord. The notes are Bb4, Ab4, Gb4, F4, Eb4, D4, C4, Bb3.

A7

Musical staff for A7 chord. The notes are A4, G#4, F#4, E4, D4, C4, B3, A3.

C7

Musical staff for C7 chord. The notes are G4, F#4, E4, D4, C4, B3, A3, G3. Fingering: 3, 5, 1.

F7

Musical staff for F7 chord. The notes are F4, E4, D4, C4, Bb3, Ab3, Gb3, F3.

Bb7

Musical staff for Bb7 chord. The notes are Bb4, Ab4, Gb4, F4, Eb4, D4, C4, Bb3.

C7

Musical staff for C7 chord. The notes are G4, F4, E4, D4, C4, B3, A3, G3. Fingering: 5, 1, 5.

Ab7

Musical staff for Ab7 chord. The notes are Ab4, Gb4, F4, Eb4, D4, C4, Bb3, Ab3.

Gb7

Musical staff for Gb7 chord. The notes are Gb4, F4, Eb4, D4, C4, Bb3, Ab3, Gb3.



for: E<sup>7</sup> G<sup>7</sup> B<sup>b7</sup> D<sup>b7</sup> chords



for: D<sup>b7</sup> G<sup>b7</sup> A<sup>7</sup> C<sup>7</sup> chords



for: D<sup>7</sup> F<sup>7</sup> A<sup>b7</sup> B<sup>7</sup> chords



for: F<sup>7</sup> A<sup>b7</sup> B<sup>7</sup> D<sup>7</sup> chords



for: E<sup>7</sup> G<sup>7</sup> B<sup>b7</sup> D<sup>b7</sup> chords



for: E<sup>b7</sup> G<sup>b7</sup> A<sup>7</sup> C<sup>7</sup> chords



Detailed musical notation for C7, A7, and Eb7 chords with triplets. The first system shows C7 with a right-hand triplet (G4, B4, D5) and a left-hand triplet (E4, G4, B4). The second system shows A7 with a right-hand triplet (A4, C5, B4) and a left-hand triplet (E4, G4, B4). The third system shows Eb7 with a right-hand triplet (G4, B4, D5) and a left-hand triplet (E4, G4, B4). Labels 'r.h.' and 'l.h.' are placed above and below the respective triplet groups.

C<sup>7</sup> r.h. 3 3 r.h. 3

l.h. 3 l.h. 3

D<sup>7</sup> r.h. 3 3 r.h. 3

l.h. 3 l.h. 3

A<sup>b7</sup> r.h. 3 3 r.h. 3

l.h. 3 l.h. 3

for: F<sup>7</sup> A<sup>b7</sup> B<sup>7</sup> D<sup>7</sup> chords

for: E<sup>7</sup> G<sup>7</sup> B<sup>b7</sup> D<sup>b7</sup> chords

for: G<sup>b7</sup> A<sup>7</sup> C<sup>7</sup> E<sup>b7</sup> chords

for: F<sup>7</sup> A<sup>b7</sup> B<sup>7</sup> D<sup>7</sup> chords

for: E<sup>7</sup> G<sup>7</sup> B<sup>b7</sup> D<sup>b7</sup> chords

for: G<sup>b7</sup> A<sup>7</sup> C<sup>7</sup> E<sup>b7</sup> chords





for: F<sup>7</sup> A<sup>b7</sup> B<sup>7</sup> D<sup>7</sup> chords

Musical notation for F<sup>7</sup>, A<sup>b7</sup>, B<sup>7</sup>, and D<sup>7</sup> chords. The notation shows a sequence of four eighth-note triplets on a treble clef staff. The first triplet is F<sup>7</sup> (F<sub>1</sub>, A<sub>5</sub>, C<sub>3</sub>), the second is A<sup>b7</sup> (A<sub>1</sub>, C<sub>5</sub>, E<sub>2</sub>), the third is B<sup>7</sup> (B<sub>1</sub>, D<sub>5</sub>, F<sub>2</sub>), and the fourth is D<sup>7</sup> (D<sub>1</sub>, F<sub>5</sub>, A<sub>2</sub>). Fingerings 1, 3, and 2 are indicated below the notes.

for: G<sup>b7</sup> A<sup>7</sup> C<sup>7</sup> E<sup>b7</sup> chords

Musical notation for G<sup>b7</sup>, A<sup>7</sup>, C<sup>7</sup>, and E<sup>b7</sup> chords. The notation shows a sequence of four eighth-note triplets on a treble clef staff. The first triplet is G<sup>b7</sup> (G<sub>1</sub>, B<sub>5</sub>, D<sub>2</sub>), the second is A<sup>7</sup> (A<sub>1</sub>, C<sub>5</sub>, E<sub>2</sub>), the third is C<sup>7</sup> (C<sub>1</sub>, E<sub>5</sub>, G<sub>2</sub>), and the fourth is E<sup>b7</sup> (E<sub>1</sub>, G<sub>5</sub>, B<sub>2</sub>). Fingerings 3, 3, 3, and 3 are indicated above the notes.

for: E<sup>7</sup> G<sup>7</sup> B<sup>b7</sup> D<sup>b7</sup> chords

Musical notation for E<sup>7</sup>, G<sup>7</sup>, B<sup>b7</sup>, and D<sup>b7</sup> chords. The notation shows a sequence of four eighth-note triplets on a treble clef staff. The first triplet is E<sup>7</sup> (E<sub>1</sub>, G<sub>5</sub>, B<sub>2</sub>), the second is G<sup>7</sup> (G<sub>1</sub>, B<sub>5</sub>, D<sub>2</sub>), the third is B<sup>b7</sup> (B<sub>1</sub>, D<sub>5</sub>, F<sub>2</sub>), and the fourth is D<sup>b7</sup> (D<sub>1</sub>, F<sub>5</sub>, A<sub>2</sub>). Fingerings 3, 3, 3, and 3 are indicated above the notes.

Musical notation for F<sup>7</sup> chord. The notation shows a sequence of four eighth-note chords on a treble clef staff. The first chord is F<sup>7</sup> (F<sub>1</sub>, A<sub>5</sub>, C<sub>3</sub>), the second is A<sup>b7</sup> (A<sub>1</sub>, C<sub>5</sub>, E<sub>2</sub>), the third is B<sup>7</sup> (B<sub>1</sub>, D<sub>5</sub>, F<sub>2</sub>), and the fourth is D<sup>7</sup> (D<sub>1</sub>, F<sub>5</sub>, A<sub>2</sub>). Fingerings 1, 3, and 2 are indicated below the notes.

Musical notation for E<sup>7</sup> chord. The notation shows a sequence of four eighth-note chords on a treble clef staff. The first chord is E<sup>7</sup> (E<sub>1</sub>, G<sub>5</sub>, B<sub>2</sub>), the second is G<sup>7</sup> (G<sub>1</sub>, B<sub>5</sub>, D<sub>2</sub>), the third is B<sup>b7</sup> (B<sub>1</sub>, D<sub>5</sub>, F<sub>2</sub>), and the fourth is D<sup>b7</sup> (D<sub>1</sub>, F<sub>5</sub>, A<sub>2</sub>). Fingerings 3, 3, 3, and 3 are indicated above the notes.

Musical notation for D<sup>b7</sup> chord. The notation shows a sequence of four eighth-note chords on a treble clef staff. The first chord is D<sup>b7</sup> (D<sub>1</sub>, F<sub>5</sub>, A<sub>2</sub>), the second is F<sup>7</sup> (F<sub>1</sub>, A<sub>5</sub>, C<sub>3</sub>), the third is A<sup>b7</sup> (A<sub>1</sub>, C<sub>5</sub>, E<sub>2</sub>), and the fourth is B<sup>7</sup> (B<sub>1</sub>, D<sub>5</sub>, F<sub>2</sub>). Fingerings 3, 3, 3, and 3 are indicated above the notes.

Musical notation for C<sup>7</sup> chord. The notation shows a sequence of four eighth-note chords on a treble clef staff. The first chord is C<sup>7</sup> (C<sub>1</sub>, E<sub>5</sub>, G<sub>2</sub>), the second is E<sup>7</sup> (E<sub>1</sub>, G<sub>5</sub>, B<sub>2</sub>), the third is G<sup>7</sup> (G<sub>1</sub>, B<sub>5</sub>, D<sub>2</sub>), and the fourth is B<sup>b7</sup> (B<sub>1</sub>, D<sub>5</sub>, F<sub>2</sub>). Fingerings 4, 3, 1, and 2 are indicated above the notes.

Musical notation for D<sup>7</sup> chord. The notation shows a sequence of four eighth-note chords on a treble clef staff. The first chord is D<sup>7</sup> (D<sub>1</sub>, F<sub>5</sub>, A<sub>2</sub>), the second is F<sup>7</sup> (F<sub>1</sub>, A<sub>5</sub>, C<sub>3</sub>), the third is A<sup>b7</sup> (A<sub>1</sub>, C<sub>5</sub>, E<sub>2</sub>), and the fourth is B<sup>7</sup> (B<sub>1</sub>, D<sub>5</sub>, F<sub>2</sub>). Fingerings 3, 3, 3, and 3 are indicated above the notes.

Musical notation for A<sup>b7</sup> chord. The notation shows a sequence of four eighth-note chords on a treble clef staff. The first chord is A<sup>b7</sup> (A<sub>1</sub>, C<sub>5</sub>, E<sub>2</sub>), the second is C<sup>7</sup> (C<sub>1</sub>, E<sub>5</sub>, G<sub>2</sub>), the third is E<sup>7</sup> (E<sub>1</sub>, G<sub>5</sub>, B<sub>2</sub>), and the fourth is G<sup>7</sup> (G<sub>1</sub>, B<sub>5</sub>, D<sub>2</sub>). Fingerings 3, 2, and 1 are indicated above the notes.

G<sup>7</sup> B<sup>7</sup> E<sup>b</sup>7

1 2 3 1 3 2 1 3 2 3 3 3

Detailed description: This staff contains three measures of music. The first measure has a G7 chord and a triplet of eighth notes (B4, A4, G4) with fingerings 1, 2, 3. The second measure has a B7 chord and a triplet of eighth notes (A4, G4, F4) with fingerings 1, 3, 2. The third measure has an Eb7 chord and a triplet of eighth notes (G4, F4, E4) with fingerings 1, 3, 2. The staff ends with a double bar line.

A<sup>b</sup>7 C<sup>7</sup> E<sup>7</sup>

3 3 3 3 3 3 3 3 3 3 3 3

Detailed description: This staff contains three measures of music. The first measure has an Ab7 chord and a triplet of eighth notes (G4, F4, E4) with a '3' above. The second measure has a C7 chord and a triplet of eighth notes (E4, D4, C4) with a '3' above. The third measure has an E7 chord and a triplet of eighth notes (D4, C4, B3) with a '3' above. The staff ends with a double bar line.

A<sup>7</sup> C<sup>#</sup>7 F<sup>7</sup>

3 3 3 3 3 3 3 3 3 3 3 3

Detailed description: This staff contains three measures of music. The first measure has an A7 chord and a triplet of eighth notes (G4, F4, E4) with a '3' above. The second measure has a C#7 chord and a triplet of eighth notes (E4, D4, C4) with a '3' above. The third measure has an F7 chord and a triplet of eighth notes (D4, C4, B3) with a '3' above. The staff ends with a double bar line.

C<sup>7</sup>

5 3 3 3 2 1 3

Detailed description: This staff contains three measures of music. The first measure has a C7 chord and a triplet of eighth notes (B4, A4, G4) with a '5' above. The second measure has a triplet of eighth notes (G4, F4, E4) with a '3' above. The third measure has a triplet of eighth notes (E4, D4, C4) with a '3' above. The staff ends with a double bar line.

F<sup>7</sup>

3 3 3 3 3 3 3 3 3 3 3 3

Detailed description: This staff contains three measures of music. The first measure has an F7 chord and a triplet of eighth notes (E4, D4, C4) with a '3' above. The second measure has a triplet of eighth notes (B3, A3, G3) with a '3' above. The third measure has a triplet of eighth notes (F3, E3, D3) with a '3' above. The staff ends with a double bar line.

B<sup>b</sup>7

3 3 3 3 3 3 3 3 3 3 3 3

Detailed description: This staff contains three measures of music. The first measure has a Bb7 chord and a triplet of eighth notes (A3, G3, F3) with a '3' above. The second measure has a triplet of eighth notes (E3, D3, C3) with a '3' above. The third measure has a triplet of eighth notes (B2, A2, G2) with a '3' above. The staff ends with a double bar line.

G<sup>7</sup>

3 2 1 3 1 2 4 1 3 3 3 3

Detailed description: This staff contains three measures of music. The first measure has a G7 chord and a triplet of eighth notes (F4, E4, D4) with a '3' above. The second measure has a triplet of eighth notes (C4, B3, A3) with fingerings 2, 1, 3 above. The third measure has a triplet of eighth notes (G3, F3, E3) with fingerings 1, 2, 4 above. The staff ends with a double bar line.

C<sup>7</sup>

3 3 3 3 3 3 3 3 3 3 3 3

Detailed description: This staff contains three measures of music. The first measure has a C7 chord and a triplet of eighth notes (B3, A3, G3) with a '3' above. The second measure has a triplet of eighth notes (F3, E3, D3) with a '3' above. The third measure has a triplet of eighth notes (C3, B2, A2) with a '3' above. The staff ends with a double bar line.

B<sup>7</sup>

3 3 3 3 3 3 3 3 3 3 3 3

Detailed description: This staff contains three measures of music. The first measure has a B7 chord and a triplet of eighth notes (A3, G3, F3) with a '3' above. The second measure has a triplet of eighth notes (E3, D3, C3) with a '3' above. The third measure has a triplet of eighth notes (B2, A2, G2) with a '3' above. The staff ends with a double bar line.

F<sup>7</sup>

G<sup>b7</sup>

A<sup>7</sup>

C<sup>7</sup>

D<sup>b7</sup>

A<sup>7</sup>

for: F<sup>7</sup> A<sup>b7</sup> B<sup>7</sup> D<sup>7</sup> chords

for: G<sup>b7</sup> A<sup>7</sup> C<sup>7</sup> E<sup>b7</sup> chords

for: G<sup>7</sup> B<sup>b7</sup> C<sup>#7</sup> E<sup>7</sup> chords

for: G<sup>7</sup> B<sup>b7</sup> D<sup>b7</sup> E<sup>7</sup> chords



for: A<sup>b7</sup> B<sup>7</sup> D<sup>7</sup> F<sup>7</sup> chords



for: A<sup>7</sup> C<sup>7</sup> Eb<sup>7</sup> G<sup>b7</sup> chords



for: E<sup>7</sup> G<sup>7</sup> B<sup>b7</sup> D<sup>b7</sup> chords



for: F<sup>7</sup> A<sup>b7</sup> B<sup>7</sup> D<sup>7</sup> chords



for: G<sup>b7</sup> A<sup>7</sup> C<sup>7</sup> Eb<sup>7</sup> chords



for: F<sup>7</sup> A<sup>b7</sup> B<sup>7</sup> D<sup>7</sup> chords



for: G<sup>b7</sup> A<sup>7</sup> C<sup>7</sup> E<sup>b7</sup> chords



for: G<sup>7</sup> B<sup>b7</sup> C<sup>#7</sup> E<sup>7</sup> chords



for: C<sup>7</sup> D<sup>7</sup> E<sup>7</sup> F<sup>#7</sup> A<sup>b7</sup> B<sup>b7</sup> chords



for: B<sup>7</sup> D<sup>b7</sup> E<sup>b7</sup> F<sup>7</sup> G<sup>7</sup> A<sup>7</sup> chords



for: C<sup>7</sup> E<sup>b</sup>7 G<sup>b</sup>7 A<sup>7</sup> chords



for: D<sup>b</sup>7 E<sup>7</sup> G<sup>7</sup> B<sup>b</sup>7 chords



for: D<sup>7</sup> F<sup>7</sup> A<sup>b</sup>7 B<sup>7</sup> chords



for: C<sup>7</sup> E<sup>b</sup>7 G<sup>b</sup>7 A<sup>7</sup> chords



for: D<sup>b</sup>7 E<sup>7</sup> G<sup>7</sup> B<sup>b</sup>7 chords



for: D<sup>7</sup> F<sup>7</sup> A<sup>b</sup>7 B<sup>7</sup> chords



for: C<sup>7</sup> E<sup>b</sup>7 G<sup>b</sup>7 A<sup>7</sup> chords



for: D<sup>b</sup>7 E<sup>7</sup> G<sup>7</sup> B<sup>b</sup>7 chords



for: D<sup>7</sup> F<sup>7</sup> A<sup>b</sup>7 B<sup>7</sup> chords





for: C<sup>7</sup> E<sup>b7</sup> G<sup>b7</sup> A<sup>7</sup> chords



for: D<sup>b7</sup> E<sup>7</sup> G<sup>7</sup> B<sup>b7</sup> chords



for: D<sup>7</sup> F<sup>7</sup> A<sup>b7</sup> B<sup>7</sup> chords



for: C<sup>7</sup> E<sup>b7</sup> G<sup>b7</sup> A<sup>7</sup> chords



for: D<sup>b7</sup> E<sup>7</sup> G<sup>7</sup> B<sup>b7</sup> chords



for: D<sup>7</sup> F<sup>7</sup> A<sup>b7</sup> B<sup>7</sup> chords



for: C<sup>7</sup> E<sup>b7</sup> G<sup>b7</sup> A<sup>7</sup> chords



for: D<sup>b7</sup> E<sup>7</sup> G<sup>7</sup> B<sup>b7</sup> chords



for: D<sup>7</sup> F<sup>7</sup> A<sup>b7</sup> B<sup>7</sup> chords





for: C7 Eb7 Gb7 A7 chords



for: Db7 E7 G7 Bb7 chords



for: D7 F7 Ab7 B7 chords




for: C7 Eb7 Gb7 A7 chords



for: Db7 E7 G7 Bb7 chords



for: D7 F7 Ab7 B7 chords



for: C7 Eb7 Gb7 A7 chords



for: Db7 E7 G7 Bb7 chords



for: D7 F7 Ab7 B7 chords



for: C<sup>7</sup> E<sup>b7</sup> G<sup>b7</sup> A<sup>7</sup> chords



for: D<sup>b7</sup> E<sup>7</sup> G<sup>7</sup> B<sup>b7</sup> chords



for: D<sup>7</sup> F<sup>7</sup> A<sup>b7</sup> B<sup>7</sup> chords



for: C<sup>7</sup> E<sup>b7</sup> G<sup>b7</sup> A<sup>7</sup> chords



for: D<sup>b7</sup> E<sup>7</sup> G<sup>7</sup> B<sup>b7</sup> chords



for: D<sup>7</sup> F<sup>7</sup> A<sup>b7</sup> B<sup>7</sup> chords



for: C<sup>7</sup> E<sup>b7</sup> G<sup>b7</sup> A<sup>7</sup> chords



for: D<sup>b7</sup> E<sup>7</sup> G<sup>7</sup> B<sup>b7</sup> chords



for: D<sup>7</sup> F<sup>7</sup> A<sup>b7</sup> B<sup>7</sup> chords



for: C<sup>7</sup> E<sup>b7</sup> G<sup>b7</sup> A<sup>7</sup> chords

Musical notation for C<sup>7</sup> E<sup>b7</sup> G<sup>b7</sup> A<sup>7</sup> chords. The notation shows a sequence of notes on a treble clef staff with fingerings: 4 2 1 3 4 2 1 3 4 2 1 3 4 2 1 3.

for: D<sup>b7</sup> E<sup>7</sup> G<sup>7</sup> B<sup>b7</sup> chords

Musical notation for D<sup>b7</sup> E<sup>7</sup> G<sup>7</sup> B<sup>b7</sup> chords. The notation shows a sequence of notes on a treble clef staff.

for: D<sup>7</sup> F<sup>7</sup> A<sup>b7</sup> B<sup>7</sup> chords

Musical notation for D<sup>7</sup> F<sup>7</sup> A<sup>b7</sup> B<sup>7</sup> chords. The notation shows a sequence of notes on a treble clef staff.

for: C<sup>7</sup> E<sup>b7</sup> G<sup>b7</sup> A<sup>7</sup> chords

Musical notation for C<sup>7</sup> E<sup>b7</sup> G<sup>b7</sup> A<sup>7</sup> chords. The notation shows a sequence of notes on a treble clef staff with fingerings: 4 1 2 3 4 2 1 3.

for: D<sup>b7</sup> E<sup>7</sup> G<sup>7</sup> B<sup>b7</sup> chords

Musical notation for D<sup>b7</sup> E<sup>7</sup> G<sup>7</sup> B<sup>b7</sup> chords. The notation shows a sequence of notes on a treble clef staff with fingerings: 4 2 1 3 4 1 2 3 1 2 2 1.

for: D<sup>7</sup> F<sup>7</sup> A<sup>b7</sup> B<sup>7</sup> chords

Musical notation for D<sup>7</sup> F<sup>7</sup> A<sup>b7</sup> B<sup>7</sup> chords. The notation shows a sequence of notes on a treble clef staff.

for: C<sup>7</sup> E<sup>b7</sup> G<sup>b7</sup> A<sup>7</sup> chords

Musical notation for C<sup>7</sup> E<sup>b7</sup> G<sup>b7</sup> A<sup>7</sup> chords. The notation shows a sequence of notes on a treble clef staff with fingerings: 1 2 3 4 1 2 3 4 1 2 3 4 1 2 3 4.

for: D<sup>b7</sup> E<sup>7</sup> G<sup>7</sup> B<sup>b7</sup> chords

Musical notation for D<sup>b7</sup> E<sup>7</sup> G<sup>7</sup> B<sup>b7</sup> chords. The notation shows a sequence of notes on a treble clef staff.

for: D<sup>7</sup> F<sup>7</sup> A<sup>b7</sup> B<sup>7</sup> chords

Musical notation for D<sup>7</sup> F<sup>7</sup> A<sup>b7</sup> B<sup>7</sup> chords. The notation shows a sequence of notes on a treble clef staff.

for: C<sup>7</sup> E<sup>b7</sup> G<sup>b7</sup> A<sup>7</sup> chords



for: D<sup>b7</sup> E<sup>7</sup> G<sup>7</sup> B<sup>b7</sup> chords



for: D<sup>7</sup> F<sup>7</sup> A<sup>b7</sup> B<sup>7</sup> chords



for: C<sup>7</sup> E<sup>b7</sup> G<sup>b7</sup> A<sup>7</sup> chords



for: D<sup>b7</sup> E<sup>7</sup> G<sup>7</sup> B<sup>b7</sup> chords



for: D<sup>7</sup> F<sup>7</sup> A<sup>b7</sup> B<sup>7</sup> chords



for: C<sup>7</sup> E<sup>b7</sup> G<sup>b7</sup> A<sup>7</sup> chords



for: D<sup>b7</sup> E<sup>7</sup> G<sup>7</sup> B<sup>b7</sup> chords



for: D<sup>7</sup> F<sup>7</sup> A<sup>b7</sup> B<sup>7</sup> chords



for: C7 E<sup>b</sup>7 G<sup>b</sup>7 A7 chords

Musical staff showing a sequence of notes for C7, E<sup>b</sup>7, G<sup>b</sup>7, and A7 chords. Fingerings are indicated as 5, 3, 4, 2, 1, 5, 3, 4, 2, 1, 5, 5.

for: D<sup>b</sup>7 E7 G7 B<sup>b</sup>7 chords

Musical staff showing a sequence of notes for D<sup>b</sup>7, E7, G7, and B<sup>b</sup>7 chords. Fingerings are indicated as 5, 5, 5, 5.

for: D7 F7 A<sup>b</sup>7 B7 chords

Musical staff showing a sequence of notes for D7, F7, A<sup>b</sup>7, and B7 chords. Fingerings are indicated as 5, 5, 5, 5.

Musical staff showing a sequence of notes for B<sup>b</sup>7 chord. Fingerings are indicated as 5, b5, 3, 5, 4.

Musical staff showing a sequence of notes for A7 chord.

Musical staff showing a sequence of notes for G7 chord.

Musical staff showing a sequence of notes for B<sup>b</sup>7 chord. Fingerings are indicated as 5, b5, b5, b4, 1, 3.

Musical staff showing a sequence of notes for C7 chord.

Musical staff showing a sequence of notes for A<sup>b</sup>7 chord.

B $\flat$ 7

1 3 5 3 1 b2 b2

D7

3

E $\flat$ 7

3

B $\flat$ 7

2 3 1 3 3 5 1 2 3 3

B7

3 3 3

E7

3 3 3

C7

4 4 4 4

D7

4 4 4 4

F $\sharp$ 7

4 4 4 4

for: C<sup>7</sup> E<sup>b7</sup> G<sup>b7</sup> A<sup>7</sup> chords

Musical notation for C<sup>7</sup> E<sup>b7</sup> G<sup>b7</sup> A<sup>7</sup> chords. The staff shows a sequence of notes with fingerings (1, 2, 3, 5, 2, 1, 1, 2, 4, 5, 3, 1) and triplets (3, 3, 3, 3, 3, 3, 3, 3).

for: D<sup>b7</sup> E<sup>7</sup> G<sup>7</sup> B<sup>b7</sup> chords

Musical notation for D<sup>b7</sup> E<sup>7</sup> G<sup>7</sup> B<sup>b7</sup> chords. The staff shows a sequence of notes with fingerings (1, 1, 1, 1, 1, 1, 1, 1) and triplets (3, 3, 3, 3, 3, 3, 3, 3).

for: D<sup>7</sup> F<sup>7</sup> A<sup>b7</sup> B<sup>7</sup> chords

Musical notation for D<sup>7</sup> F<sup>7</sup> A<sup>b7</sup> B<sup>7</sup> chords. The staff shows a sequence of notes with fingerings (3, 3, 3, 3, 3, 3, 3, 3) and triplets (3, 3, 3, 3, 3, 3, 3, 3).

for: C<sup>7</sup> E<sup>b7</sup> G<sup>b7</sup> A<sup>7</sup> chords

Musical notation for C<sup>7</sup> E<sup>b7</sup> G<sup>b7</sup> A<sup>7</sup> chords. The staff shows a sequence of notes with fingerings (5, 3, 2, 1, 1, 1, 1, 1, 1, 1, 1, 1, 1, 1, 1, 1, 1, 1) and triplets (3, 3, 3, 3, 3, 3, 3, 3, 3, 3, 3, 3, 3, 3, 3, 3, 3, 3).

for: D<sup>b7</sup> E<sup>7</sup> G<sup>7</sup> B<sup>b7</sup> chords

Musical notation for D<sup>b7</sup> E<sup>7</sup> G<sup>7</sup> B<sup>b7</sup> chords. The staff shows a sequence of notes with fingerings (3, 3, 3, 3, 3, 3, 3, 3) and triplets (3, 3, 3, 3, 3, 3, 3, 3).

for: D<sup>7</sup> F<sup>7</sup> A<sup>b7</sup> B<sup>7</sup> chords

Musical notation for D<sup>7</sup> F<sup>7</sup> A<sup>b7</sup> B<sup>7</sup> chords. The staff shows a sequence of notes with fingerings (3, 3, 3, 3, 3, 3, 3, 3) and triplets (3, 3, 3, 3, 3, 3, 3, 3).

for: C<sup>7</sup> E<sup>b7</sup> G<sup>b7</sup> A<sup>7</sup> chords

Musical notation for C<sup>7</sup> E<sup>b7</sup> G<sup>b7</sup> A<sup>7</sup> chords. The staff shows a sequence of notes with fingerings (5, 4, 1, 3, 4, 1, 2, 5, 4, 5, 4, 5, 4, 5, 4, 5, 4) and triplets (3, 3, 3, 3, 3, 3, 3, 3, 3, 3, 3, 3, 3, 3, 3, 3, 3, 3).

for: D<sup>b7</sup> E<sup>7</sup> G<sup>7</sup> B<sup>b7</sup> chords

Musical notation for D<sup>b7</sup> E<sup>7</sup> G<sup>7</sup> B<sup>b7</sup> chords. The staff shows a sequence of notes with fingerings (3, 3, 3, 3, 3, 3, 3, 3) and triplets (3, 3, 3, 3, 3, 3, 3, 3).

for: D<sup>7</sup> F<sup>7</sup> A<sup>b7</sup> B<sup>7</sup> chords

Musical notation for D<sup>7</sup> F<sup>7</sup> A<sup>b7</sup> B<sup>7</sup> chords. The staff shows a sequence of notes with fingerings (3, 3, 3, 3, 3, 3, 3, 3) and triplets (3, 3, 3, 3, 3, 3, 3, 3).

for: C<sup>7</sup> E<sup>b7</sup> G<sup>b7</sup> A<sup>7</sup> chords



for: D<sup>b7</sup> E<sup>7</sup> G<sup>7</sup> B<sup>b7</sup> chords



for: D<sup>7</sup> F<sup>7</sup> A<sup>b7</sup> B<sup>7</sup> chords



for: C<sup>7</sup> E<sup>b7</sup> G<sup>b7</sup> A<sup>7</sup> chords



for: D<sup>b7</sup> E<sup>7</sup> G<sup>7</sup> B<sup>b7</sup> chords



for: D<sup>7</sup> F<sup>7</sup> A<sup>b7</sup> B<sup>7</sup> chords





for: A<sup>b</sup>7 B7 D7 F7 chords

for: A7 C7 E<sup>b</sup>7 G<sup>b</sup>7 chords

for: B<sup>b</sup>7 C<sup>#</sup>7 E7 G7 chords

G<sup>7</sup>

5 1 4 1 5 1 4 1

G<sup>b7</sup>

E<sup>7</sup>

G<sup>7</sup>

5 1 4 1 5 1

E<sup>b7</sup>

A<sup>7</sup>

F<sup>7</sup>

5 3 2 1 5 3 2 1 b 5 b 4 2 1 3 2

A<sup>7</sup>

C<sup>7</sup>

for: E7 G7 Bb7 D7 chords

Musical notation for E7, G7, Bb7, D7 chords. The staff shows a sequence of notes: E4, G4, Bb4, D5, E5, D4, G4, Bb4, E4. Fingerings are indicated above the notes: 1, 2, 4, 5, #4, 2, 1, 2. A slur covers the last four notes (D5, E5, D4, G4) with fingerings 1, 2, 3, 5, 4, 3, 2, 1.

for: F7 Ab7 B7 Eb7 chords

Musical notation for F7, Ab7, B7, Eb7 chords. The staff shows a sequence of notes: F4, Ab4, Bb4, Eb5, F5, Eb4, Ab4, Bb4, F4. Fingerings are indicated above the notes: 4, 4, 4, 4, #4, #4, #4, #4. A slur covers the last four notes (Eb5, F5, Eb4, Ab4) with a fingering of 4.

for: Gb7 A7 C7 E7 chords

Musical notation for Gb7, A7, C7, E7 chords. The staff shows a sequence of notes: Gb4, Ab4, Bb4, Eb5, Gb5, Ab4, Bb4, Eb4, Gb4. Fingerings are indicated above the notes: #4, #4, #4, 4, #4, #4, #4, #4. A slur covers the last four notes (Eb5, Gb5, Ab4, Bb4) with a fingering of 4.

Eb7

Musical notation for Eb7 chord. The staff shows a sequence of notes: Eb4, Gb4, Ab4, Bb4, Eb5, Eb4, Gb4, Ab4, Bb4, Eb4. Fingerings are indicated above the notes: 3, 2, 1, 4, 1, 3, 1, 4, 1, 3, 2, 1. A slur covers the first four notes (Eb4, Gb4, Ab4, Bb4) with a fingering of 3.

G7

Musical notation for G7 chord. The staff shows a sequence of notes: G4, Bb4, D5, F5, G5, F4, Bb4, D5, G4. Fingerings are indicated above the notes: 4, 3, 2, 1, 3, 1, 4, 1, 5, 4, 3, 2, 1. A slur covers the first four notes (G4, Bb4, D5, F5) with a fingering of 3.

Db7

Musical notation for Db7 chord. The staff shows a sequence of notes: Db4, Fb4, Ab4, Cb5, Db5, Fb4, Ab4, Cb4, Db4. Fingerings are indicated above the notes: 3, 3, 3, 2, 1. A slur covers the first four notes (Db4, Fb4, Ab4, Cb5) with a fingering of 3.

for: C7 Eb7 Gb7 A7 chords

Musical notation for C7, Eb7, Gb7, A7 chords. The staff shows a sequence of notes: C4, Eb4, Gb4, Ab4, C5, Eb4, Gb4, Ab4, C4. Fingerings are indicated above the notes: 5, 5, 4, 5, 4, 5, 4, 5. A slur covers the last four notes (Eb4, Gb4, Ab4, C4) with a fingering of 5.

for: Db7 E7 G7 Bb7 chords

Musical notation for Db7, E7, G7, Bb7 chords. The staff shows a sequence of notes: Db4, Fb4, Ab4, Cb5, Db5, Fb4, Ab4, Cb4, Db4. Fingerings are indicated above the notes: b4, b4, b4. A slur covers the last four notes (Db5, Fb4, Ab4, Cb4) with a fingering of b4.

for: D7 F7 Ab7 B7 chords

Musical notation for D7, F7, Ab7, B7 chords. The staff shows a sequence of notes: D4, F4, Ab4, Bb4, D5, F4, Ab4, Bb4, D4. Fingerings are indicated above the notes: #4, #4, b4, b4, #4, #4, b4, b4. A slur covers the last four notes (D5, F4, Ab4, Bb4) with a fingering of #4.

for: C<sup>7</sup> E<sup>b7</sup> G<sup>b7</sup> A<sup>7</sup> chords



for: D<sup>b7</sup> E<sup>7</sup> G<sup>7</sup> B<sup>b7</sup> chords



for: D<sup>7</sup> F<sup>7</sup> A<sup>b7</sup> B<sup>7</sup> chords



for: E<sup>7</sup> G<sup>7</sup> B<sup>b7</sup> D<sup>b7</sup> chords



for: F<sup>7</sup> A<sup>b7</sup> B<sup>7</sup> D<sup>7</sup> chords



for: G<sup>b7</sup> A<sup>7</sup> C<sup>7</sup> E<sup>b7</sup> chords



for: G<sup>7</sup> B<sup>b7</sup> D<sup>b7</sup> E<sup>7</sup> chords



for: A<sup>b7</sup> B<sup>7</sup> D<sup>7</sup> F<sup>7</sup> chords



for: A<sup>7</sup> C<sup>7</sup> E<sup>b7</sup> G<sup>b7</sup> chords



for: D<sup>7</sup> E<sup>7</sup> G<sup>b7</sup> A<sup>b7</sup> B<sup>b7</sup> C<sup>7</sup> chords

A musical staff in treble clef showing a sequence of notes with fingerings. The notes are: D4 (1), E4 (3), F4 (4), G4 (1), A4 (2), B4 (4), C5 (5), B4 (1), A4 (2), G4 (4), F4 (5), E4 (1), D4 (2), C4 (4), B3 (5), A3 (1).

for: E<sup>b7</sup> F<sup>7</sup> G<sup>7</sup> A<sup>7</sup> B<sup>7</sup> D<sup>b7</sup> chords

A musical staff in treble clef showing a sequence of notes with fingerings. The notes are: B3 (b), C4 (b), D4 (b), E4 (b), F4 (b), G4 (b), A4 (b), B4 (b), C5 (b), B4 (b), A4 (b), G4 (b), F4 (b), E4 (b), D4 (b), C4 (b), B3 (b).

for: C<sup>7</sup> D<sup>7</sup> E<sup>7</sup> G<sup>b7</sup> A<sup>b7</sup> B<sup>b7</sup> chords

A musical staff in treble clef showing a sequence of notes with fingerings. The notes are: C4 (1), D4 (5), E4 (b), F4 (4), G4 (2), A4 (1), B4 (5), C5 (4), B4 (2), A4 (1), G4 (2), F4 (1), E4 (1), D4 (1), C4 (1).

for: D<sup>b7</sup> E<sup>b7</sup> F<sup>7</sup> G<sup>7</sup> A<sup>7</sup> B<sup>7</sup> chords

A musical staff in treble clef showing a sequence of notes with fingerings. The notes are: C4 (b), D4 (b), E4 (b), F4 (b), G4 (b), A4 (b), B4 (b), C5 (b), B4 (b), A4 (b), G4 (b), F4 (b), E4 (b), D4 (b), C4 (b), B3 (b).

G<sup>7</sup>

A musical staff in treble clef for the G7 chord. Notes: G4 (1), A4 (3), B4 (5), C5 (5), B4 (4), A4 (3), G4 (2), F4 (1), E4 (2), D4 (3), C4 (5), B3 (1), A3 (4), G3 (2), F3 (1), E3 (2).

A<sup>b7</sup>

A musical staff in treble clef for the Ab7 chord. Notes: G4 (b) (1), A4 (b) (3), B4 (b) (5), C5 (b) (4), B4 (b) (5), A4 (b) (1), G4 (b) (3), F4 (b) (5), E4 (b) (4), D4 (b) (5), C4 (b) (1), B3 (b) (3), A3 (b) (5), G3 (b) (4), F3 (b) (5), E3 (b) (1).

G<sup>b7</sup>

A musical staff in treble clef for the Gb7 chord. Notes: G4 (b) (1), A4 (b) (3), B4 (b) (5), C5 (b) (4), B4 (b) (5), A4 (b) (2), G4 (b) (3), F4 (b) (5), E4 (b) (4), D4 (b) (3), C4 (b) (1), B3 (b) (2), A3 (b) (3), G3 (b) (4), F3 (b) (5), E3 (b) (1).

Any chord

for: F<sup>7</sup> A<sup>b</sup>7 B<sup>7</sup> D<sup>7</sup> chords

for: G<sup>b</sup>7 A<sup>7</sup> C<sup>7</sup> E<sup>b</sup>7 chords

for: G<sup>7</sup> B<sup>b</sup>7 D<sup>b</sup>7 E<sup>7</sup> chords

for: F<sup>7</sup> A<sup>b</sup>7 B<sup>7</sup> D<sup>7</sup> chords

for: G<sup>b</sup>7 A<sup>7</sup> C<sup>7</sup> E<sup>b</sup>7 chords

for: G<sup>7</sup> B<sup>b</sup>7 D<sup>b</sup>7 E<sup>7</sup> chords

for: F<sup>7</sup> A<sup>b7</sup> B<sup>7</sup> D<sup>7</sup> chords

for: G<sup>b7</sup> A<sup>7</sup> C<sup>7</sup> E<sup>b7</sup> chords

for: G<sup>7</sup> B<sup>b7</sup> D<sup>b7</sup> E<sup>7</sup> chords

for: F<sup>7</sup> A<sup>b7</sup> B<sup>7</sup> D<sup>7</sup> chords

for: G<sup>b7</sup> A<sup>7</sup> C<sup>7</sup> E<sup>7</sup> chords

for: G<sup>7</sup> B<sup>b7</sup> D<sup>b7</sup> E<sup>7</sup> chords

for: F<sup>7</sup> A<sup>b7</sup> B<sup>7</sup> D<sup>7</sup> chords

for: G<sup>b7</sup> A<sup>7</sup> C<sup>7</sup> E<sup>b7</sup> chords

for: G<sup>7</sup> B<sup>b7</sup> D<sup>b7</sup> E<sup>7</sup> chords

for: F<sup>7</sup> A<sup>b7</sup> B<sup>7</sup> D<sup>7</sup> chords



for: G<sup>b7</sup> A<sup>7</sup> C<sup>7</sup> E<sup>b7</sup> chords



for: G<sup>7</sup> B<sup>b7</sup> D<sup>b7</sup> E<sup>7</sup> chords



for: F<sup>7</sup> A<sup>b7</sup> B<sup>7</sup> D<sup>7</sup> chords



for: G<sup>b7</sup> A<sup>7</sup> C<sup>7</sup> E<sup>b7</sup> chords



for: G<sup>7</sup> B<sup>b7</sup> D<sup>b7</sup> E<sup>7</sup> chords



for: F<sup>7</sup> A<sup>b7</sup> B<sup>7</sup> D<sup>7</sup> chords



for: G<sup>b7</sup> A<sup>7</sup> C<sup>7</sup> E<sup>b7</sup> chords



for: G<sup>7</sup> B<sup>b7</sup> D<sup>b7</sup> E<sup>7</sup> chords





for: F<sup>7</sup> A<sup>b7</sup> B<sup>7</sup> D<sup>7</sup> chords

Musical staff with treble clef, key signature of one flat, and a sequence of eighth notes with fingerings 1 5 3 2 1 5 3 2 1 5 3 2 1 5 3 2.

for: G<sup>b7</sup> A<sup>7</sup> C<sup>7</sup> E<sup>b7</sup> chords

Musical staff with treble clef, key signature of two flats, and a sequence of eighth notes.

for: G<sup>7</sup> B<sup>b7</sup> D<sup>b7</sup> E<sup>7</sup> chords

Musical staff with treble clef, key signature of one flat, and a sequence of eighth notes.

for: F<sup>7</sup> A<sup>b7</sup> B<sup>7</sup> D<sup>7</sup> chords

Musical staff with treble clef, key signature of one flat, and a sequence of eighth notes with fingerings 2 1 5 3 2 1 5 3 2 1 5 3 2 1 5 3.

for: G<sup>b7</sup> A<sup>7</sup> C<sup>7</sup> E<sup>b7</sup> chords

Musical staff with treble clef, key signature of two flats, and a sequence of eighth notes.

for: G<sup>7</sup> B<sup>b7</sup> D<sup>b7</sup> E<sup>7</sup> chords

Musical staff with treble clef, key signature of one flat, and a sequence of eighth notes.

for: F<sup>7</sup> A<sup>b7</sup> B<sup>7</sup> D<sup>7</sup> chords

Musical staff with treble clef, key signature of one flat, and a sequence of eighth notes with fingerings 1 5 2 1 4 1 2 5 1 5 2 1 4 1 2 5.

for: G<sup>b7</sup> A<sup>7</sup> C<sup>7</sup> E<sup>b7</sup> chords

Musical staff with treble clef, key signature of two flats, and a sequence of eighth notes.

for: G<sup>7</sup> B<sup>b7</sup> D<sup>b7</sup> E<sup>7</sup> chords

Musical staff with treble clef, key signature of one flat, and a sequence of eighth notes.

for: F<sup>7</sup> A<sup>b7</sup> B<sup>7</sup> D<sup>7</sup> chords

Musical notation for F<sup>7</sup>, A<sup>b7</sup>, B<sup>7</sup>, and D<sup>7</sup> chords. The notation shows a sequence of notes on a treble clef staff, with fingerings (1-5) and triplets (3) indicated below the notes.

for: G<sup>b7</sup> A<sup>7</sup> C<sup>7</sup> E<sup>b7</sup> chords

Musical notation for G<sup>b7</sup>, A<sup>7</sup>, C<sup>7</sup>, and E<sup>b7</sup> chords. The notation shows a sequence of notes on a treble clef staff, with fingerings (1-5) and triplets (3) indicated below the notes.

for: G<sup>7</sup> B<sup>b7</sup> D<sup>b7</sup> E<sup>7</sup> chords

Musical notation for G<sup>7</sup>, B<sup>b7</sup>, D<sup>b7</sup>, and E<sup>7</sup> chords. The notation shows a sequence of notes on a treble clef staff, with fingerings (1-5) and triplets (3) indicated below the notes.

for: F<sup>7</sup> A<sup>b7</sup> B<sup>7</sup> D<sup>7</sup> chords

Musical notation for F<sup>7</sup>, A<sup>b7</sup>, B<sup>7</sup>, and D<sup>7</sup> chords. The notation shows a sequence of notes on a treble clef staff, with fingerings (1-5) and triplets (3) indicated below the notes.

for: G<sup>b7</sup> A<sup>7</sup> C<sup>7</sup> E<sup>b7</sup> chords

Musical notation for G<sup>b7</sup>, A<sup>7</sup>, C<sup>7</sup>, and E<sup>b7</sup> chords. The notation shows a sequence of notes on a treble clef staff, with fingerings (1-5) and triplets (3) indicated below the notes.

for: G<sup>7</sup> B<sup>b7</sup> D<sup>b7</sup> E<sup>7</sup> chords

Musical notation for G<sup>7</sup>, B<sup>b7</sup>, D<sup>b7</sup>, and E<sup>7</sup> chords. The notation shows a sequence of notes on a treble clef staff, with fingerings (1-5) and triplets (3) indicated below the notes.

for: F<sup>7</sup> A<sup>b7</sup> B<sup>7</sup> D<sup>7</sup> chords

Musical notation for F<sup>7</sup>, A<sup>b7</sup>, B<sup>7</sup>, and D<sup>7</sup> chords. The notation shows a sequence of notes on a treble clef staff, with fingerings (1-5) and triplets (3) indicated below the notes.

for: G<sup>b7</sup> A<sup>7</sup> C<sup>7</sup> E<sup>b7</sup> chords

Musical notation for G<sup>b7</sup>, A<sup>7</sup>, C<sup>7</sup>, and E<sup>b7</sup> chords. The notation shows a sequence of notes on a treble clef staff, with fingerings (1-5) and triplets (3) indicated below the notes.

for: G<sup>7</sup> B<sup>b7</sup> D<sup>b7</sup> E<sup>7</sup> chords

Musical notation for G<sup>7</sup>, B<sup>b7</sup>, D<sup>b7</sup>, and E<sup>7</sup> chords. The notation shows a sequence of notes on a treble clef staff, with fingerings (1-5) and triplets (3) indicated below the notes.

for: C7 Eb7 Gb7 A7 chords

Handwritten musical notation for the first system. It features a treble clef and a single staff. The right hand (r.h.) plays a sequence of chords: C7, Eb7, Gb7, and A7. The left hand (l.h.) provides a bass line with notes G2, F2, E2, D2, C2, B1, A1, G1. Fingerings are indicated with numbers 1-5. Slurs are placed over the right-hand chord progressions.

for: Db7 E7 G7 Bb7 chords

Handwritten musical notation for the second system. It features a treble clef and a single staff. The right hand (r.h.) plays a sequence of chords: Db7, E7, G7, and Bb7. The left hand (l.h.) provides a bass line with notes G2, F2, E2, D2, C2, B1, A1, G1. Fingerings are indicated with numbers 1-5. Slurs are placed over the right-hand chord progressions.

for: D7 F7 Ab7 B7 chords

Handwritten musical notation for the third system. It features a treble clef and a single staff. The right hand (r.h.) plays a sequence of chords: D7, F7, Ab7, and B7. The left hand (l.h.) provides a bass line with notes G2, F2, E2, D2, C2, B1, A1, G1. Fingerings are indicated with numbers 1-5. Slurs are placed over the right-hand chord progressions.

Handwritten musical notation for the fourth system, consisting of three staves. The top staff is for C7, the middle for E7, and the bottom for Bb7. Each staff shows a sequence of notes with fingerings (1-5) and slurs.

Handwritten musical notation for the fifth system, consisting of three staves. The top staff is for C7, the middle for F7, and the bottom for A7. Each staff shows a sequence of notes with fingerings (1-5) and slurs.

G7



Musical staff for G7 chord. Fingering: 5, 3, 1, 3, 2, 1.

B $\flat$ 7



Musical staff for B $\flat$ 7 chord. Fingering: 1, 3.

F7



Musical staff for F7 chord.

G7



Musical staff for G7 chord. Fingering: 5, 4, 2, 1, 5, 4, 2, 1, 3.

A $\flat$ 7



Musical staff for A $\flat$ 7 chord.

D7




Musical staff for D7 chord. A natural sign is placed under the final note.

F7



Musical staff for F7 chord. Fingering: 5, 3, 5, 4, 1.

C7



Musical staff for C7 chord.

A7



Musical staff for A7 chord.

for: B<sup>b</sup>7 D<sup>b</sup>7 E7 G7 chords

Musical staff with treble clef, showing a sequence of eighth notes with fingerings (4, 3, 2, 1, 3, #5, 4, 3, 2, 1, 3, 5, 4, 3, 2, 1, 3, 5, 4, #3, 2, 1, 3, 5, 4, #3, 2, 1, 3, 5) and triplets.

for: B7 D7 F7 A<sup>b</sup>7 chords

Musical staff with treble clef, showing a sequence of eighth notes with triplets.

for: C7 E<sup>b</sup>7 G<sup>b</sup>7 A7 chords

Musical staff with treble clef, showing a sequence of eighth notes with triplets.

for: B<sup>b</sup>7 D<sup>b</sup>7 E7 G7 chords

Musical staff with treble clef, showing a sequence of eighth notes with fingerings (1, 2, 4, 5, 3, 1, 1, 2, 4, 5, 3, 1) and triplets.

for: B7 D7 F7 A<sup>b</sup>7 chords

Musical staff with treble clef, showing a sequence of eighth notes with triplets.

for: C7 E<sup>b</sup>7 G<sup>b</sup>7 A7 chords

Musical staff with treble clef, showing a sequence of eighth notes with triplets.

for: E<sup>b</sup>7 G<sup>b</sup>7 A7 C7 chords

Musical staff with treble clef, showing a sequence of eighth notes with fingerings (1, 4, 2, 5, 1, 4, 2, 5) and a final flat note.

for: E7 G7 B<sup>b</sup>7 D<sup>b</sup>7 chords

Musical staff with treble clef, showing a sequence of eighth notes with flats.

for: F7 A<sup>b</sup>7 B7 D7 chords

Musical staff with treble clef, showing a sequence of eighth notes.

for: F#7 A7 C7 Eb7 chords



for: G7 Bb7 Db7 E7 chords



for: Ab7 B7 D7 F7 chords



for: A7 C7 Eb7 Gb7 chords



for: Bb7 Db7 E7 G7 chords



for: B7 D7 F7 Ab7 chords



for: C7 Eb7 Gb7 A7 chords



for: Db7 E7 G7 Bb7 chords



for: D7 F7 Ab7 B7 chords



for: A<sup>7</sup> C<sup>7</sup> E<sup>b7</sup> G<sup>b7</sup> chords

for: B<sup>b7</sup> D<sup>b7</sup> E<sup>7</sup> G<sup>7</sup> chords

for: B<sup>7</sup> D<sup>7</sup> F<sup>7</sup> A<sup>b7</sup> chords

for: F<sup>#7</sup> A<sup>7</sup> C<sup>7</sup> E<sup>b7</sup> chords

for: G<sup>7</sup> B<sup>b7</sup> D<sup>b7</sup> E<sup>7</sup> chords

for: A<sup>b7</sup> B<sup>7</sup> D<sup>7</sup> F<sup>7</sup> chords

for: C<sup>7</sup> E<sup>b7</sup> G<sup>b7</sup> A<sup>7</sup> chords

for: D<sup>b7</sup> E<sup>7</sup> G<sup>7</sup> B<sup>b7</sup> chords

for: D<sup>7</sup> F<sup>7</sup> A<sup>b7</sup> B<sup>7</sup> chords

for: E<sup>7</sup> G<sup>7</sup> B<sup>b7</sup> D<sup>b7</sup> chords



for: F<sup>7</sup> A<sup>b7</sup> B<sup>7</sup> D<sup>7</sup> chords



for: G<sup>b7</sup> A<sup>7</sup> C<sup>7</sup> E<sup>b7</sup> chords



for: B<sup>b7</sup> D<sup>b7</sup> E<sup>7</sup> G<sup>7</sup> chords



for: B<sup>7</sup> D<sup>7</sup> F<sup>7</sup> A<sup>b7</sup> chords



for: C<sup>7</sup> E<sup>b7</sup> G<sup>b7</sup> A<sup>7</sup> chords



for: D<sup>b7</sup> E<sup>7</sup> G<sup>7</sup> B<sup>b7</sup> chords



for: D<sup>7</sup> F<sup>7</sup> A<sup>b7</sup> B<sup>7</sup> chords



for: E<sup>b7</sup> G<sup>b7</sup> A<sup>7</sup> C<sup>7</sup> chords





for: D<sup>b</sup>7 E7 G7 B<sup>b</sup>7 chords

A musical staff in treble clef showing a sequence of chords: D<sup>b</sup>7, E7, G7, B<sup>b</sup>7. The notes are grouped into triplets. Fingerings are indicated by numbers 1-4 above the notes. The sequence of notes is: D<sup>b</sup>4, E5, F#5 (triplet); E5, F#5, G#5 (triplet); G#5, A5, B5 (triplet); B5, C#5, D6 (triplet); E5, F#5, G#5 (triplet); F#5, E5, D5 (triplet); C#5, B5, A5 (triplet); G#5, F#5, E5 (triplet).

for: D7 F7 A<sup>b</sup>7 B7 chords

A musical staff in treble clef showing a sequence of chords: D7, F7, A<sup>b</sup>7, B7. The notes are grouped into triplets. Fingerings are indicated by numbers 1-4 above the notes. The sequence of notes is: D4, E4, F4 (triplet); F4, G4, A4 (triplet); A4, B4, C5 (triplet); B4, C5, D5 (triplet); E4, F4, G4 (triplet); F4, E4, D4 (triplet); C4, B3, A3 (triplet); G4, F4, E4 (triplet).

for: E<sup>b</sup>7 G<sup>b</sup>7 A7 C7 chords

A musical staff in treble clef showing a sequence of chords: E<sup>b</sup>7, G<sup>b</sup>7, A7, C7. The notes are grouped into triplets. Fingerings are indicated by numbers 1-4 above the notes. The sequence of notes is: E<sup>b</sup>4, F4, G4 (triplet); F4, G4, A4 (triplet); A4, B4, C5 (triplet); B4, C5, D5 (triplet); E4, F4, G4 (triplet); F4, E4, D4 (triplet); C4, B3, A3 (triplet); G4, F4, E4 (triplet).

for: G7 B<sup>b</sup>7 D<sup>b</sup>7 E7 chords

A musical staff in treble clef showing a sequence of chords: G7, B<sup>b</sup>7, D<sup>b</sup>7, E7. The notes are grouped into triplets. Fingerings are indicated by numbers 1-4 above the notes. The sequence of notes is: G4, A4, B4 (triplet); B4, C5, D5 (triplet); D5, E5, F#5 (triplet); F#5, G#5, A5 (triplet); B4, C5, D5 (triplet); C5, B4, A4 (triplet); G4, F#4, E4 (triplet); D5, C5, B4 (triplet).

for: A<sup>b</sup>7 B7 D7 F7 chords

A musical staff in treble clef showing a sequence of chords: A<sup>b</sup>7, B7, D7, F7. The notes are grouped into triplets. Fingerings are indicated by numbers 1-4 above the notes. The sequence of notes is: A<sup>b</sup>4, B4, C5 (triplet); B4, C5, D5 (triplet); D5, E5, F#5 (triplet); F#5, G#5, A5 (triplet); B4, C5, D5 (triplet); C5, B4, A4 (triplet); G4, F#4, E4 (triplet); D5, C5, B4 (triplet).

for: A7 C7 E<sup>b</sup>7 G<sup>b</sup>7 chords

A musical staff in treble clef showing a sequence of chords: A7, C7, E<sup>b</sup>7, G<sup>b</sup>7. The notes are grouped into triplets. Fingerings are indicated by numbers 1-4 above the notes. The sequence of notes is: A4, B4, C5 (triplet); C5, D5, E5 (triplet); E5, F#5, G#5 (triplet); G#5, A5, B5 (triplet); A4, B4, C5 (triplet); C5, B4, A4 (triplet); G4, F#4, E4 (triplet); D5, C5, B4 (triplet).

A musical staff in treble clef showing a sequence of chords: N.C. The notes are grouped into triplets. Fingerings are indicated by numbers 1-5 above the notes. The sequence of notes is: G4, A4, B4 (triplet); B4, C5, D5 (triplet); D5, E5, F#5 (triplet); F#5, G#5, A5 (triplet); B4, C5, D5 (triplet); C5, B4, A4 (triplet); G4, F#4, E4 (triplet); D5, C5, B4 (triplet).

C7

D7

G7

for: F7 A<sup>b</sup>7 B7 D7 chords

for: G<sup>b</sup>7 A7 C7 E<sup>b</sup>7 chords

for: G7 B<sup>b</sup>7 D<sup>b</sup>7 E7 chords

for: G7 B<sup>b</sup>7 D<sup>b</sup>7 E7 chords

for: A<sup>b</sup>7 B7 D<sup>b</sup>7 F7 chords

for: A7 C7 E<sup>b</sup>7 G<sup>b</sup>7 chords

for: F<sup>7</sup> A<sup>b7</sup> B<sup>7</sup> D<sup>7</sup> chords



for: G<sup>b7</sup> A<sup>7</sup> C<sup>7</sup> E<sup>b7</sup> chords



for: G<sup>7</sup> B<sup>b7</sup> D<sup>b7</sup> E<sup>7</sup> chords



for: F<sup>7</sup> A<sup>b7</sup> B<sup>7</sup> D<sup>7</sup> chords



for: G<sup>b7</sup> A<sup>7</sup> C<sup>7</sup> E<sup>b7</sup> chords



for: G<sup>7</sup> B<sup>b7</sup> D<sup>b7</sup> E<sup>7</sup> chords



for: F<sup>7</sup> A<sup>b7</sup> B<sup>7</sup> D<sup>7</sup> chords



for: G<sup>b7</sup> A<sup>7</sup> C<sup>7</sup> E<sup>b7</sup> chords



for: G<sup>7</sup> B<sup>b7</sup> D<sup>b7</sup> E<sup>7</sup> chords



E7

Musical staff for E7 chord with fingering: 4 1 2 5, 4 1 2 5, 4 1 2 5, 4 1 2 5, 3, 3.

F7

Musical staff for F7 chord with fingering: 4 1 3 5, 4 1 3 5, 2 5 4 2, 3 5 4 3.

C7

Musical staff for C7 chord with fingering: 3, 2, 2, 3.

C7

Musical staff for C7 chord with fingering: 5 1 2 3, 5 1 2 4, 5 1 2 4, 2, 2.

F#7

Musical staff for F#7 chord with fingering: 2 3 5, 2 4, 2 4, 2 4, 2 4.

Bb7

Musical staff for Bb7 chord with fingering: 2 3 5, 2 4, 2 4, 2 4, 2 4.

Any dominant 7 chord

Musical staff for any dominant 7 chord with fingering: 5 1 3 5, 4 1 2 4.

Musical staff for any dominant 7 chord with fingering: 4 1 2 4, 4 1 2 4, 4 1 2 4, 4 1 2 4.

etc.

C7

r.h. 3 r.h. 3

5 2 1 1 2 5 4 2 1 1 2 5

l.h. 3 l.h. 3 l.h. 3 l.h. 3

1 3 5 4 2 1 1 3 5 4 2 1

r.h. 3 r.h. 3

r.h. 3 r.h. 3

l.h. 3 l.h. 3 l.h. 3 l.h. 3

D7

r.h. 3 r.h. 3

r.h. 3 r.h. 3

l.h. 3 l.h. 3 l.h. 3 l.h. 3

r.h. 3 r.h. 3

r.h. 3 r.h. 3

l.h. 3 l.h. 3 l.h. 3 l.h. 3

F7

r.h. 3 r.h. 3

r.h. 3 r.h. 3

l.h. 3 l.h. 3 l.h. 3 l.h. 3

r.h. 3 r.h. 3

r.h. 3 r.h. 3

l.h. 3 l.h. 3 l.h. 3 l.h. 3

for: C7 Eb7 Gb7 A7 chords

Musical notation for the first section, featuring two staves. The top staff is the right hand (r.h.) and the bottom staff is the left hand (l.h.). The right hand part starts with a sequence of notes: 4, 3, 2, 1, followed by a series of chords. The left hand part provides a bass line. The chords are C7, Eb7, Gb7, and A7.

for: Db7 E7 A7 Bb7 chords

Musical notation for the second section, featuring two staves. The top staff is the right hand (r.h.) and the bottom staff is the left hand (l.h.). The right hand part starts with a sequence of notes: r.h., followed by a series of chords. The left hand part provides a bass line. The chords are Db7, E7, A7, and Bb7.

for: D7 F7 Ab7 B7 chords

Musical notation for the third section, featuring two staves. The top staff is the right hand (r.h.) and the bottom staff is the left hand (l.h.). The right hand part starts with a sequence of notes: r.h., followed by a series of chords. The left hand part provides a bass line. The chords are D7, F7, Ab7, and B7.

**F7**

5 2 1 *r.h.* 3 *r.h.* 3 1 2 5  
*l.h.* 3 *l.h.* 3 *l.h.* 3 *l.h.* 3

*r.h.* 3 *r.h.* 3 *l.h.* 3 *l.h.* 3 *l.h.* 3

**G7**

*r.h.* 3 *r.h.* 3 *l.h.* 3 *l.h.* 3 *l.h.* 3

*r.h.* 3 *r.h.* 3 *l.h.* 3 *l.h.* 3 *l.h.* 3

**B7**

*r.h.* 3 *r.h.* 3 *l.h.* 3 *l.h.* 3 *l.h.* 3

*r.h.* 3 *r.h.* 3 *l.h.* 3 *l.h.* 3 *l.h.* 3

for: E<sup>b</sup>7 F7 G7 A7 B7 D<sup>b</sup>7 chords

First system of the first exercise. The right hand (r.h.) plays a sequence of eighth-note triplets: E<sup>b</sup>4-F<sup>b</sup>4-G<sup>b</sup>4, F<sup>b</sup>4-G<sup>b</sup>4-A<sup>b</sup>4, G<sup>b</sup>4-A<sup>b</sup>4-B<sup>b</sup>4, and A<sup>b</sup>4-B<sup>b</sup>4-C<sup>b</sup>5. The left hand (l.h.) plays a sequence of eighth-note triplets: E<sup>b</sup>3-F<sup>b</sup>3-G<sup>b</sup>3, F<sup>b</sup>3-G<sup>b</sup>3-A<sup>b</sup>3, G<sup>b</sup>3-A<sup>b</sup>3-B<sup>b</sup>3, and A<sup>b</sup>3-B<sup>b</sup>3-C<sup>b</sup>4.

Second system of the first exercise. The right hand (r.h.) plays a sequence of eighth-note triplets: B<sup>b</sup>4-C<sup>b</sup>5-D<sup>b</sup>5, C<sup>b</sup>5-D<sup>b</sup>5-E<sup>b</sup>5, D<sup>b</sup>5-E<sup>b</sup>5-F<sup>b</sup>5, and E<sup>b</sup>5-F<sup>b</sup>5-G<sup>b</sup>5. The left hand (l.h.) plays a sequence of eighth-note triplets: B<sup>b</sup>3-C<sup>b</sup>4-D<sup>b</sup>4, C<sup>b</sup>4-D<sup>b</sup>4-E<sup>b</sup>4, D<sup>b</sup>4-E<sup>b</sup>4-F<sup>b</sup>4, and E<sup>b</sup>4-F<sup>b</sup>4-G<sup>b</sup>4.

for: E7 F<sup>#</sup>7 A<sup>b</sup>7 B<sup>b</sup>7 C7 D7 chords

First system of the second exercise. The right hand (r.h.) plays a sequence of eighth-note triplets: E<sup>4</sup>-F<sup>#</sup>4-G<sup>4</sup>, F<sup>#</sup>4-G<sup>4</sup>-A<sup>4</sup>, G<sup>4</sup>-A<sup>4</sup>-B<sup>4</sup>, and A<sup>4</sup>-B<sup>4</sup>-C<sup>5</sup>. The left hand (l.h.) plays a sequence of eighth-note triplets: E<sup>3</sup>-F<sup>#</sup>3-G<sup>3</sup>, F<sup>#</sup>3-G<sup>3</sup>-A<sup>3</sup>, G<sup>3</sup>-A<sup>3</sup>-B<sup>3</sup>, and A<sup>3</sup>-B<sup>3</sup>-C<sup>4</sup>.

Second system of the second exercise. The right hand (r.h.) plays a sequence of eighth-note triplets: B<sup>4</sup>-C<sup>5</sup>-D<sup>5</sup>, C<sup>5</sup>-D<sup>5</sup>-E<sup>5</sup>, D<sup>5</sup>-E<sup>5</sup>-F<sup>5</sup>, and E<sup>5</sup>-F<sup>5</sup>-G<sup>5</sup>. The left hand (l.h.) plays a sequence of eighth-note triplets: B<sup>3</sup>-C<sup>4</sup>-D<sup>4</sup>, C<sup>4</sup>-D<sup>4</sup>-E<sup>4</sup>, D<sup>4</sup>-E<sup>4</sup>-F<sup>4</sup>, and E<sup>4</sup>-F<sup>4</sup>-G<sup>4</sup>.



**G7**

r.h. 3  
l.h. 3

r.h. 3  
l.h. 3

**A<sup>b</sup>7**

r.h. 3  
l.h. 3

r.h. 3  
l.h. 3

**F7**

r.h. 3  
l.h. 3

r.h. 3  
l.h. 3

for: B<sup>b</sup>7 D<sup>b</sup>7 E7 G7 chords

Two staves of musical notation for dominant 7th chords B<sup>b</sup>7, D<sup>b</sup>7, E7, and G7. The notation consists of eighth-note triplets. The first staff contains four measures of triplets, with fingerings 1-4-2, 1-2-1, 1-4-2, and 1-2-1 indicated below the notes. The second staff contains four measures of triplets, with fingerings 5-1-3, 1-5-3, 5-1-3, and 1-5-3 indicated below the notes.

for: B7 D7 F7 A<sup>b</sup>7 chords

Two staves of musical notation for dominant 7th chords B7, D7, F7, and A<sup>b</sup>7. The notation consists of eighth-note triplets. The first staff contains four measures of triplets. The second staff contains four measures of triplets.

for: C7 E<sup>b</sup>7 F<sup>#</sup>7 A7 chords

Two staves of musical notation for dominant 7th chords C7, E<sup>b</sup>7, F<sup>#</sup>7, and A7. The notation consists of eighth-note triplets. The first staff contains four measures of triplets. The second staff contains four measures of triplets.

C7 F7 Bb7 Eb7

D7 G7 C7 F7

E7 A7 D7 G7

for: C7 D7 E7 Gb7 Ab7 Bb7 chords

for: Db7 Eb7 F7 G7 A7 B7 chords

F#7 B7 E7 A7 D7 G7 C7 F7

G7 C7 F7 Bb7 Eb7 Ab7 Db7 Gb7

Ab7 C#7 F#7 B7 E7 A7 D7 G7

# MAJOR 7TH OR 6/9 CHORDS

Amaj<sup>7</sup>

5 1 5 3

Gmaj<sup>7</sup>

B<sup>b</sup>maj<sup>7</sup>

B<sup>b</sup>maj<sup>7</sup>

4 3 1 2

D<sup>b</sup>maj<sup>7</sup>

4 2 3 1

Dmaj<sup>7</sup>

4 3 1 2

E<sup>b</sup>maj<sup>7</sup>

1 5

E<sup>b</sup>maj<sup>7</sup>

A<sup>b</sup>maj<sup>7</sup>

2 1 2 3

B<sup>b</sup>maj<sup>7</sup>

Cmaj<sup>7</sup>

A<sup>b</sup>maj<sup>7</sup>

E<sup>b</sup>maj<sup>7</sup>

Fmaj<sup>7</sup>

A<sup>b</sup>maj<sup>7</sup>

E<sup>b</sup>maj<sup>7</sup>

Gmaj<sup>7</sup>

Dmaj<sup>7</sup>

**E<sup>b</sup>maj<sup>7</sup>**

Musical notation for E<sup>b</sup>maj<sup>7</sup> chord with fingerings: 4, 2, 4, 2, 1, 2, 1

**Amaj<sup>7</sup>**

Musical notation for Amaj<sup>7</sup> chord with fingerings: 5, 4, 5, 3, 2, 1, 3

**D<sup>b</sup>maj<sup>7</sup>**

Musical notation for D<sup>b</sup>maj<sup>7</sup> chord with fingerings: 5, 3, 5, 3, 1, 2, 1

**Fmaj<sup>7</sup>**

Musical notation for Fmaj<sup>7</sup> chord with fingerings: 5, 3, 2, 1

**A<sup>b</sup>maj<sup>7</sup>**

Musical notation for A<sup>b</sup>maj<sup>7</sup> chord with fingerings: 5, 3, 1, 2

**Amaj<sup>7</sup>**

Musical notation for Amaj<sup>7</sup> chord with fingerings: 3, 1, 2

**Fmaj<sup>7</sup>**

Musical notation for Fmaj<sup>7</sup> chord with fingerings: 5, 1, 4, b3, 4, 1, 3, 4

**B<sup>b</sup>maj<sup>7</sup>**

Musical notation for B<sup>b</sup>maj<sup>7</sup> chord with fingerings: 5, 2, 4, 3, b2, 1, 2, 3

**E<sup>b</sup>maj<sup>7</sup>**

Musical notation for E<sup>b</sup>maj<sup>7</sup> chord with fingerings: 4, 1, 4, b3, 2, 1, 3, 4

Fmaj<sup>7</sup>

E<sup>b</sup>maj<sup>7</sup>

Gmaj<sup>7</sup>

D<sup>b</sup>maj<sup>7</sup>

E<sup>m</sup>maj<sup>7</sup>

G<sup>b</sup>maj<sup>7</sup>

A<sup>b</sup>maj<sup>7</sup>

Gmaj<sup>7</sup>

A<sup>m</sup>maj<sup>7</sup>



A<sup>b</sup>maj<sup>7</sup>

B<sup>b</sup>maj<sup>7</sup>

Cmaj<sup>7</sup>

Fmaj<sup>7</sup>

B<sup>b</sup>maj<sup>7</sup>

Cmaj<sup>7</sup>

Cmaj<sup>7</sup>

Dmaj<sup>7</sup>

Fmaj<sup>7</sup>

Cmaj7

E<sup>b</sup>maj7

Fmaj7

Cmaj7

E<sup>#</sup>maj7

B<sup>b</sup>maj7

G<sup>b</sup>maj7

A<sup>b</sup>maj7

E<sup>#</sup>maj7

E<sup>b</sup>maj<sup>7</sup>

G<sup>b</sup>maj<sup>7</sup>

Dmaj<sup>7</sup>

A<sup>b</sup>maj<sup>7</sup>

B<sup>b</sup>maj<sup>7</sup>

Gmaj<sup>7</sup>

E<sup>b</sup>maj<sup>7</sup>

Gmaj<sup>7</sup>

D<sup>b</sup>maj<sup>7</sup>

Cmaj<sup>7</sup>

Musical notation for Cmaj<sup>7</sup> in treble clef, 7/8 time. The first measure contains a quarter rest followed by an eighth note G4 (fingered 5). The second measure contains eighth notes A4 (3), B4 (2), and C5 (1). The third measure contains eighth notes D5 (5), E5 (3), and F5 (2). The fourth measure contains a quarter note G4 (1).

Bmaj<sup>7</sup>

Musical notation for Bmaj<sup>7</sup> in treble clef, 7/8 time. The first measure contains a quarter rest followed by an eighth note B4 (fingered 2). The second measure contains eighth notes C#5 (3), D#5 (2), and E5 (1). The third measure contains eighth notes F#5 (5), G#5 (3), and A5 (2). The fourth measure contains a quarter note B4 (1).

Amaj<sup>7</sup>

Musical notation for Amaj<sup>7</sup> in treble clef, 7/8 time. The first measure contains a quarter rest followed by an eighth note A4 (fingered 2). The second measure contains eighth notes B4 (3), C5 (2), and D5 (1). The third measure contains eighth notes E5 (5), F5 (3), and G5 (2). The fourth measure contains a quarter note A4 (1).

Cmaj<sup>7</sup>

Musical notation for Cmaj<sup>7</sup> in treble clef, 7/8 time. The first measure contains a quarter rest followed by an eighth note C5 (fingered 1). The second measure contains eighth notes D5 (2), E5 (3), and F5 (5). The third measure contains eighth notes G5 (1), A5 (2), and B5 (3). The fourth measure contains a quarter note C5 (1).

E<sup>b</sup>maj<sup>7</sup>

Musical notation for E<sup>b</sup>maj<sup>7</sup> in treble clef, 7/8 time. The first measure contains a quarter rest followed by an eighth note E<sup>b</sup>4 (fingered 2). The second measure contains eighth notes F<sup>b</sup>4 (3), G<sup>b</sup>4 (2), and A<sup>b</sup>4 (1). The third measure contains eighth notes B<sup>b</sup>4 (5), C<sup>b</sup>5 (3), and D<sup>b</sup>5 (2). The fourth measure contains a quarter note E<sup>b</sup>4 (1).

Fmaj<sup>7</sup>

Musical notation for Fmaj<sup>7</sup> in treble clef, 7/8 time. The first measure contains a quarter rest followed by an eighth note F4 (fingered 2). The second measure contains eighth notes G4 (3), A4 (2), and B4 (1). The third measure contains eighth notes C5 (5), D5 (3), and E5 (2). The fourth measure contains a quarter note F4 (1).

# MINOR 7TH WITH EXTENSIONS

**Bm7**

**B<sup>b</sup>m7**

**C#m7**

**Cm7**

**C#m7**

**Ebm7**

**Bbm7**

**Bm7**

**Am7**

Dm7

Em7

Fm7

Gm7

Gbm7

Abm7

Fm7

F#m7

Em7

Cm7

Ebm7

Em7

Ebm7

Dbm7

Gm7

Ebm7

Em7

Gbm7



**B<sup>b</sup>m<sup>7</sup>**

**Cm<sup>7</sup>**

**C<sup>#</sup>m<sup>7</sup>**

**A<sup>m</sup>7**

**B<sup>b</sup>m<sup>7</sup>**

**G<sup>m</sup>7**

**G<sup>m</sup>7**

**B<sup>m</sup>7**

**E<sup>m</sup>7**

Dm7(b5)

Ebm7(b5)

Fm7(b5)

Fm7

F#m7

Abm7

Bbm7

Cm7

Dm7

**B<sup>b</sup>m11**

**Em11**

**D<sup>b</sup>m11**

**Dm7(b5)**

**Em7(b5)**

**Fm7(b5)**

**Gm7(b5)**

**F#m7(b5)**

**Am7(b5)**

Fm7(b5)

Ebm7(b5)

Abm7(b5)

Dm7

Abm7

Gm7

Dm7

Em7

F#m7

**Cm7**

**Em7**

**A<sup>b</sup>m7**

This section contains three staves of music. The first staff is for Cm7, featuring a sequence of triplets with fingerings 3, 1, 2, 3, 1, 2, 3, 1, 2, 3, 2, 3, 1, 2, 3, 2, 3, 1, 2, 3, 2, 4, 3. The second staff is for Em7, with triplets and fingerings 3, 3, 3, 3, 3. The third staff is for A<sup>b</sup>m7, with triplets and fingerings 3, 3, 3, 3, 3.

**Cm7**

**Bm7**

**Em7**

This section contains three staves of music. The first staff is for Cm7, featuring quintuplets with fingerings 5, 3, 4, 2, 1, 5, 3, 4, 2, 1, 5, 5. The second staff is for Bm7, with quintuplets and fingerings 5, 5, 5. The third staff is for Em7, with quintuplets and fingerings 5, 5, 5.

**Cm7**

**Dm7**

**E<sup>b</sup>m7**

This section contains three staves of music. The first staff is for Cm7, featuring quintuplets with fingerings 4, 2, 5, 3, 1, 2, 4, 5, 3, 1, 5, 5. The second staff is for Dm7, with quintuplets and fingerings 5, 5, 5. The third staff is for E<sup>b</sup>m7, with quintuplets and fingerings 5, 5, 5.

Cm7 5 5  
 1 2 4 5 3 1 2 4 5 3 5 5

Ebm7 5 5 5

Em7 5 5 5

Cm7 5 5  
 5 3 1 4 2 5 3 1 4 2 5 5

C#m7 5 5 5

Fm7 5 5 5

Cm7 5 5 5  
 5 3 2 1 b 5 3 2 1 5 3 2 1

Bm7 5 5 5

Am7 5 5 5  
 5 4 2 1 4

Cm7

5 3 2 1 5 3 2 1 5 3 2 1

Dm7

Bm7

Fm7

Em7

F#m7

**B<sup>b</sup>m7**

5 2 1 3 4 2 1 3 1 2 5 3 3 3 3

**Bm7**

3 3 3 3 3 3 3 3 3 3 3 3 3 3 3

**Cm7**

3 3 3 3 3 3 3 3 3 3 3 3 3 3 3

**Cm7**

3 2 4 3 1 3 5 4 2 1 4 3 1 2 4 3

**Em7**

3 2 4 3 1 2 4 3 1 3 5 4 1 2 4 3

**Dm7**

3 2 4 3 1 2 4 3 1 2 4 3 1 2 4 3



Fm7

Am7

Em7

Dm7

F#m7

Cm7

Dm7

Fm7

Dbm7

# SUSPENDED CHORDS

Csus<sup>4</sup>

F#sus<sup>4</sup>

Bsus<sup>4</sup>

Gsus<sup>4</sup>

Asus<sup>4</sup>

Esus<sup>4</sup>

Fsus<sup>4</sup>

Absus<sup>4</sup>

Dsus<sup>4</sup>

Fsus<sup>4</sup>  
5  
3 3 2 1 3 3




E<sup>b</sup>sus<sup>4</sup>  
3 3



Gsus<sup>4</sup>  
3 3 3 3



Fsus<sup>4</sup>  
5 3 5  
3 3 2 1 3 3



A<sup>+</sup>sus<sup>4</sup>  
3 3 3 3



Csus<sup>4</sup>  
3 3 3 3



B<sup>b</sup>sus<sup>4</sup>  
3 5 2 1 3 5 2 1



Bsus<sup>4</sup>



G<sup>b</sup>sus<sup>4</sup>



F7sus4

E7sus4

A<sup>b</sup>7sus4

F7sus4

G7sus4

A7sus4

Fsus2

Esus2

Asus2

Csus4

Esus4

Gsus4

Csus4

Dsus4

E<sup>b</sup>sus4

Dsus4

3 4 5 4 3 1

F<sup>#</sup>sus4

D<sup>b</sup>sus4



**F7sus4**

**Eb7sus4**

**Db7sus4**

**F7sus4**

**Gbsus4**

**Gsus4**



# II-V AND II-V-I PROGRESSIONS

Cm7 F7

Dm7 G7

F#m7 B7

Gm7 C7

F#m7 B7

Am7 D7

Cm7 F7sus4

Ebm7 Ab7sus4

Em7 A7sus4

Gm7 C7

Bm7 E7

Am7 D7

Gm7 C7

Abm7 Db7

Bbm7 Eb7

Bm7 E7

Bbm7 Eb7

Cm7 F7

Dm<sup>7</sup> G<sup>7</sup>  
 5 3 2 1 5 3 2 1  
 Eb<sup>m7</sup> Ab<sup>7</sup>  
 Db<sup>m7</sup> Gb<sup>7</sup>

Gm<sup>7</sup> C<sup>7</sup>  
 5 3 2 1 5 3 2 1  
 Am<sup>7</sup> D<sup>7</sup>  
 F#m<sup>7</sup> B<sup>7</sup>

Cm<sup>7</sup> F<sup>7</sup> Bbmaj<sup>7</sup>  
 3 2 1 5 2 3 4 2 1 2 1 2 4 5 3  
 Em<sup>7</sup> A<sup>7</sup> Dmaj<sup>7</sup>  
 3 4 5 3 1 2 3 1 2 4 3  
 Eb<sup>m7</sup> Ab<sup>7</sup> Dbmaj<sup>7</sup>  
 2 1 2 3 1 3 2

Dm7 G7 Cm7 F7  
 Ebm7 Ab7 Dbm7 Gb7  
 Dbm7 Gb7 Bm7 E7

Cm7 F7 Bbmaj7  
 Fm7 Bb7 Ebmaj7  
 Em7 A7 Dmaj7

Cm7 F7 Bbmaj7  
 Bm7 E7 Amaj7  
 Bbmaj7 Eb7 Abmaj7

Cm7 F7

Am7 D7

A<sup>b</sup>m7 D<sup>b</sup>7

Cm7 F7 B<sup>b</sup>maj7

Bm7 E7 A<sup>b</sup>maj7

Dm7 G7 C<sup>b</sup>maj7

Dm7

F<sup>#</sup>m7

A<sup>b</sup>m7

Fm7 B $\flat$ 7

Gm7 C7

Em7 A7

Cm7 F7 B $\flat$ maj7

Dm7 G7 Cmaj7

Bm7 E7 Amaj7

Cm7 F7 B $\flat$ maj7

E $\flat$ m7 A $\flat$ 7 D $\flat$ maj7

Em7 A7 Dmaj7

Fm7 B $\flat$ 7 E $\flat$ maj7

F $\sharp$ m7 B7 Emaj7

A $\flat$ m7 D $\flat$ 7 G $\flat$ maj7

Cm7 F7 B $\flat$ maj7

C $\sharp$ m7 F $\sharp$ 7 Bmaj7

Fm7 B $\flat$ 7 E $\flat$ maj7

Cm7 F7 B $\flat$ maj7

B $\flat$ m7 E $\flat$ 7 A $\flat$ maj7

Am7 D7 Gmaj7



Bm7 E7

Ebm7 Ab7

C#m7 F#7

Cm7 F7 Bbmaj7

Dm7 G7 Cmaj7

Bbm7 Eb7 Abmaj7

Bm7(b5) E7(b9) Am11

Dm7(b5) G7(b9) Cm11

Cm7(b5) F7(b9) Bbm11

Gm<sup>7</sup> C<sup>7</sup> Fmaj<sup>7</sup>

1 2 5 3 5 1 3 5 3 1 2

Bm<sup>7</sup> E<sup>7</sup> Amaj<sup>7</sup>

2 1 4 4 3 1 3 5 3 1 2

A<sup>b</sup>m<sup>7</sup> D<sup>b</sup>7 G<sup>b</sup>maj<sup>7</sup>

1 2 4 4 3 1 2 4 2 1 2

Gm<sup>7</sup> C<sup>7</sup> F<sup>7</sup>

5 4 3 1 3 5 3 1 4 2 1 2 3 5 4 1 2 3

Am<sup>7</sup> D<sup>7</sup> G<sup>7</sup>

Dm<sup>7</sup> G<sup>7</sup> C<sup>7</sup>

Gm<sup>7</sup> C<sup>7</sup> F<sup>7</sup>

1 2 1 2 3 4 3 2 1 5 1 2 3

Cm<sup>7</sup> F<sup>7</sup> B<sup>b</sup>7

C<sup>#</sup>m<sup>7</sup> F<sup>#</sup>7 B<sup>7</sup>

2 1 2 3 4 5 4 3 2 5 1 2 3

Cm7 F7 Bbm7  
 Ebm7 Ab7 Dbm7  
 Dm7 G7 Cm7

Bbm7 Eb7  
 Bm7 E7  
 Abm7 Db7

Fm7 Bb7  
 Em7 A7  
 F#m7 B7

Dm7(b5) G7(b9) Cm11

Ebm7(b5) Ab7(b9) Dbm11

Am7(b5) D7(b9) Gm11

Fm7 Bb7 Ebmaj7

F#m7 B7 Emaj7

Em7 A7 Dmaj7

Fm7 Bb7 Ebmaj7

Abm7 Db7 Gbmaj7

Gm7 C7 Fmaj7

Fm7 Bb7 Ebmaj7

Bm7 E7 Amaj7

Bbm7 Eb7 Abmaj7

Fm7 Bb7 Ebmaj7

Em7 A7 Dmaj7

Ebm7 Ab7 Dbmaj7

Gm7(b5) C7(b9) Fm(maj7)

Am7(b5) D7(b9) Gm(maj7)

Bm7(b5) E7(b9) Am(maj7)

Bm7(b5) E7(b9) Am6

Cm7(b5) F7(b9) Bbm6

C#m7(b5) F#7(b9) Bm6

Gm7(b5) C7(b9) Fm(maj7)

Am7(b5) D7(b9) Gm(maj7)

Fm7(b5) Bb7(b9) Ebm(maj7)

Gm7(b5) C7

Bbm7(b5) Eb7

Em7(b5) A7

Gm7(b5) C7(b9)

Bm7(b5) E7(b9)

Ebm7(b5) Ab7(b9)

Dm7(b5) G7 Cm11

Em7(b5) A7 Dm11

F#m7(b5) B7 Em11

Am<sup>7</sup> D7(b9)

Bm<sup>7</sup> E7(b9)

F#m<sup>7</sup> B7(b9)

Fm<sup>7</sup> Bb7(b9) Ebmaj<sup>7</sup>

Am<sup>7</sup> D7(b9) Gmaj<sup>7</sup>

Em<sup>7</sup> A7(b9) Dmaj<sup>7</sup>

Fm<sup>7</sup> Bb7 Ebmaj<sup>7</sup>

Bbm<sup>7</sup> Eb7 Abmaj<sup>7</sup>

Dm<sup>7</sup> G7 Cmaj<sup>7</sup>



Cm7 F7 B♭maj7

E♭m7 A♭7 D♭maj7

B♭m7 E♭7 A♭maj7

Cm7 F7 B♭maj7

C♯m7 E7 Bmaj7

B♭m7 E♭7 A♭maj7

Bm7(b5) E7(b9) Am7

Cm7(b5) F7(b9) B♭m7

Gm7(b5) C7(b9) Fm7

Dm7(b5) G7 Cm11  
 F#m7(b5) B7 Cm11  
 C#m7(b5) F#7 Bm11  
 Gm7 C7 Fm7  
 Bbm7 Eb7 Abm7  
 Em7 A7 Dm7  
 Fm7 Bb7 Gm7 C7 Fm7 Bb7 Ebmaj7  
 Abm7 Db7 Bbm7 Eb7 Abm7 Db7 Gbmaj7  
 Em7 A7 F#m7 B7 Em7 A7 Dmaj7

Fm7 1 2 5 4 3 2 1 Bb7 2 4 4 1 5 3 2 4 Ebmaj7 1 2 1 3 2 3 5  
 Am7 D7 Gmaj7  
 Dbm7 G7 Bmaj7  
 Gm7 3 4 5 4 3 1 4 3 C7 Em7(b5) 2 1 3 2 A7(b9) 1 5 2 3 Dm7 4  
 Bm7 E7 G#m7(b5) C#7(b9) F#m7  
 F#m7 B7 Dm7(b5) Ab7(b9) C#m7  
 Cm7 1 2 3 5 F7 1 2 3 5 Bbmaj7 1 2 3 5  
 C#m7 F#7 Bmaj7  
 Em7 A7 Dmaj7

B $\flat$ m<sup>7</sup> E $\flat$ 7( $\flat$ 9) A $\flat$ maj<sup>7</sup>

Bm<sup>7</sup> E7( $\flat$ 5) Amaj<sup>7</sup>

Gm<sup>7</sup> C7( $\flat$ 5) Fmaj<sup>7</sup>

# **ALTERED DOMINANT 7TH**

G<sup>+</sup>7

Musical notation for G<sup>+</sup>7 chord scale in treble clef. The notes are G4, A4, B4, C5, B4, A4, G4, F4, E4, D4. Fingering numbers are 3, 5, 4, 2, 1, 4, 3, 1.

F<sup>+</sup>7

Musical notation for F<sup>+</sup>7 chord scale in treble clef. The notes are F4, G4, A4, B4, A4, G4, F4, E4, D4, C4.

F7(#9)

Musical notation for F7(#9) chord scale in treble clef. The notes are F4, G4, A4, B4, A4, G4, F4, E4, D4, C4.

G7(#9)

Musical notation for G7(#9) chord scale in treble clef. The notes are G4, A4, B4, C5, B4, A4, G4, F4, E4, D4.

A7(#9)

Musical notation for A7(#9) chord scale in treble clef. The notes are A4, B4, C5, D5, C5, B4, A4, G4, F4, E4.

E7(#9)

Musical notation for E7(#9) chord scale in treble clef. The notes are E4, F4, G4, A4, G4, F4, E4, D4, C4, B3.

F7(#9)

Musical notation for F7(#9) chord scale in treble clef. The notes are F4, G4, A4, B4, A4, G4, F4, E4, D4, C4.

C7(#9)

Musical notation for C7(#9) chord scale in treble clef. The notes are C4, D4, E4, F4, E4, D4, C4, B3, A3, G3.

D7(#9)

F#7(#9)

D<sup>b</sup>7(#9)

E7(#11)

F7(#11)

A<sup>b</sup>7(#11)

D7(#9)

E<sup>b</sup>7(#9)

G7(#9)

G7(#9)

B7(#9)

C#7(#9)

F#7(b9)

G7(b9)

A7(b9)

C7(#9)

E7(#9)

B7(#9)



Fmaj7(#5)

Musical notation for Fmaj7(#5) in treble clef. The first measure contains a triplet of eighth notes: F4, A4, C5. The second measure contains a triplet of eighth notes: G4, Bb4, D5. The third measure contains a triplet of eighth notes: Eb5, F5, Ab5. Fingerings are indicated below the notes: 1 2 5 #1 2 5 1 2 5.

A<sup>b</sup>maj7(#5)

Musical notation for A<sup>b</sup>maj7(#5) in treble clef. The first measure contains a triplet of eighth notes: Ab4, C5, Eb5. The second measure contains a triplet of eighth notes: D5, F5, Ab5. The third measure contains a triplet of eighth notes: Bb5, C6, Eb6. A triplet of eighth notes is also shown below the staff.

E<sup>b</sup>maj7(#5)

Musical notation for E<sup>b</sup>maj7(#5) in treble clef. The first measure contains a triplet of eighth notes: Eb4, G4, Bb4. The second measure contains a triplet of eighth notes: C5, Eb5, G5. The third measure contains a triplet of eighth notes: Ab5, Bb5, C6. A triplet of eighth notes is also shown below the staff.

D7(#9)

Musical notation for D7(#9) in treble clef. The first measure contains a quarter note D4. The second measure contains a triplet of eighth notes: E4, F#4, G4. The third measure contains a triplet of eighth notes: A4, B4, C5. Fingerings are indicated below the notes: 1 2 4 1. A slur is over the last two notes of the third measure.

E<sup>b</sup>7(#9)

Musical notation for E<sup>b</sup>7(#9) in treble clef. The first measure contains a quarter note Eb4. The second measure contains a triplet of eighth notes: F4, G4, Ab4. The third measure contains a triplet of eighth notes: Bb4, C5, D5. Fingerings are indicated below the notes: 2 1. A slur is over the last two notes of the third measure.

F7(#9)

Musical notation for F7(#9) in treble clef. The first measure contains a quarter note F4. The second measure contains a triplet of eighth notes: G4, Ab4, Bb4. The third measure contains a triplet of eighth notes: C5, D5, Eb5. Fingerings are indicated below the notes: 2 1. A slur is over the last two notes of the third measure.

B<sup>b</sup>7(b5)

Musical notation for B<sup>b</sup>7(b5) in treble clef. The first measure contains a quarter note Bb4. The second measure contains a quarter note D5. The third measure contains a quarter note F5. The fourth measure contains a quarter note Ab5. The fifth measure contains a quarter note Bb5. The sixth measure contains a quarter note D6. The seventh measure contains a quarter note F6. The eighth measure contains a quarter note Ab6. Fingerings are indicated below the notes: 1 4 2 5 1 4 2 5.

D7(b5)

Musical notation for D7(b5) in treble clef. The first measure contains a quarter note D4. The second measure contains a quarter note F#4. The third measure contains a quarter note A4. The fourth measure contains a quarter note B4. The fifth measure contains a quarter note C5. The sixth measure contains a quarter note D5. The seventh measure contains a quarter note F#5. The eighth measure contains a quarter note A5. Fingerings are indicated below the notes.

E<sup>b</sup>7(b5)

Musical notation for E<sup>b</sup>7(b5) in treble clef. The first measure contains a quarter note Eb4. The second measure contains a quarter note G4. The third measure contains a quarter note Ab4. The fourth measure contains a quarter note Bb4. The fifth measure contains a quarter note C5. The sixth measure contains a quarter note Eb5. The seventh measure contains a quarter note G5. The eighth measure contains a quarter note Ab5. Fingerings are indicated below the notes.

B $\flat$ 7(b9)

Musical notation for B $\flat$ 7(b9) scale: B $\flat$ , C, D, E $\flat$ , F, G. Fingering: 5, 4, 2, 1, 1.

C7(b9)

Musical notation for C7(b9) scale: C, D, E $\flat$ , F, G, A $\flat$ .

D $\flat$ 7(b9)

Musical notation for D $\flat$ 7(b9) scale: D $\flat$ , E $\flat$ , F, G, A $\flat$ , B $\flat$ .

B $\flat$ 7(b9)

Musical notation for B $\flat$ 7(b9) scale: B $\flat$ , C, D, E $\flat$ , F, G. Fingering: 1, 2, 1, 2, 5.

A7(b9)

Musical notation for A7(b9) scale: A, B, C $\sharp$ , D $\sharp$ , E, F $\sharp$ .

E $\flat$ 7(b9)

Musical notation for E $\flat$ 7(b9) scale: E $\flat$ , F, G, A $\flat$ , B $\flat$ , C.

D7(b5)

Musical notation for D7(b5) scale: D, E $\flat$ , F, G, A $\flat$ . Fingering: 1, 2, 3, 1, 3.

E7(b5)

Musical notation for E7(b5) scale: E, F, G, A $\flat$ , B. Fingering: 3, 1, 3.

A $\flat$ 7(b5)

Musical notation for A $\flat$ 7(b5) scale: A $\flat$ , B $\flat$ , C, D, E $\flat$ . Fingering: 3, 1, 3.

**D<sup>b</sup>7(<sup>b</sup>5)**

**E<sup>b</sup>7(<sup>b</sup>5)**

**E7(<sup>b</sup>5)**

**C7(<sup>b</sup>5)**

**E7(<sup>b</sup>5)**

**F7(<sup>b</sup>5)**

**C7(<sup>b</sup>5)**

**C#7(<sup>b</sup>5)**

**E<sup>b</sup>7(<sup>b</sup>5)**

F7( $\sharp 9$ )

B $\flat$ 7( $\sharp 9$ )

G7( $\sharp 9$ )

D7( $\sharp 5$ )      E7( $\sharp 5$ )

E $\flat$ 7( $\sharp 5$ )      F7( $\sharp 5$ )

E7( $\sharp 5$ )      F $\sharp$ 7( $\sharp 5$ )

F $\sharp$ 7( $\sharp 9$ )

D $\flat$ 7( $\sharp 9$ )

B $\flat$ 7( $\sharp 9$ )

**F#7(#9)**

5 2 1 1 2 b 5 4 3 2 1 3 5 4 3 2 3 3 3

**F7(#9)**

3 3 3 3 3 3 3 3 3

**E7(#9)**

b 3 3 3 3 3 3 3 3 3

**G+7**

3 3 3 3 1 2 4 5 2 1 1 2 4 b 5 3 1

1 3 4 5 3 1 1 2 4 5 3 1 3 3 3 3

**Bb+7**

3 3 3 3 3 3 3 3 3

**B+7**

3 3 3 3 3 3 3 3 3

**G7**

b 5 3 1 1 3 5 4 2 1 1 2 5 3 3 3 3 3

4 2 1 1 3 5 4 2 1 1 3 5

**Ab7**

3 3 3 3 3 3 3 3 3

**A7**

b 3 3 3 3 3 3 3 3 3

C+7

C#7

D+7

Eb7

C+7

Db7

Bb7(b9)

Db7(b9)

Ab7(b9)

B $\flat$ 7(b9)

D7(b9)

G7(b9)

B $\flat$ 7(b9)

C7(b9)

A $\flat$ 7(b9)

B $\flat$ 7(b9)

D $\flat$ 7(b9)

A7(b9)

# ALTERED MAJOR 7TH



B<sup>b</sup>maj7(#5)

First system of musical notation for B<sup>b</sup>maj7(#5). It consists of a single treble clef staff with a key signature of two flats (B<sup>b</sup> major). The melody is a sequence of eighth notes: B<sup>b</sup>, C, D, E<sup>#</sup>, F, G, A<sup>b</sup>, B<sup>b</sup>. The notes are grouped into three triplets: (B<sup>b</sup>, C, D), (E<sup>#</sup>, F, G), and (A<sup>b</sup>, B<sup>b</sup>, C). Fingering numbers 1, 3, 4, 3, 1, 4, 3, 1, 4, 3 are written below the notes.

D<sup>b</sup>maj7(#5)

Second system of musical notation for D<sup>b</sup>maj7(#5). It consists of a single treble clef staff with a key signature of three flats (D<sup>b</sup> major). The melody is a sequence of eighth notes: D<sup>b</sup>, E, F, G<sup>#</sup>, A, B, C, D<sup>b</sup>. The notes are grouped into three triplets: (D<sup>b</sup>, E, F), (G<sup>#</sup>, A, B), and (C, D<sup>b</sup>, E). Fingering numbers 3, 3, 3 are written below the notes.

A<sup>b</sup>maj7(#5)

Third system of musical notation for A<sup>b</sup>maj7(#5). It consists of a single treble clef staff with a key signature of three flats (A<sup>b</sup> major). The melody is a sequence of eighth notes: A<sup>b</sup>, B, C, D<sup>#</sup>, E, F, G, A<sup>b</sup>. The notes are grouped into three triplets: (A<sup>b</sup>, B, C), (D<sup>#</sup>, E, F), and (G, A<sup>b</sup>, B). Fingering numbers 3, 3, 3 are written below the notes.

B<sup>b</sup>maj7(#5)

Fourth system of musical notation for B<sup>b</sup>maj7(#5). It consists of a single treble clef staff with a key signature of two flats (B<sup>b</sup> major). The melody is a sequence of eighth notes: B<sup>b</sup>, C, D, E<sup>#</sup>, F, G, A<sup>b</sup>, B<sup>b</sup>. The notes are grouped into three triplets: (B<sup>b</sup>, C, D), (E<sup>#</sup>, F, G), and (A<sup>b</sup>, B<sup>b</sup>, C). Fingering numbers 4, 1, 3, 3, 4, 1, 3, 4, 1, 3, 4, 1, 3 are written below the notes.

Dmaj7(#5)

Fifth system of musical notation for Dmaj7(#5). It consists of a single treble clef staff with a key signature of two sharps (D major). The melody is a sequence of eighth notes: D, E, F, G<sup>#</sup>, A, B, C, D. The notes are grouped into three triplets: (D, E, F), (G<sup>#</sup>, A, B), and (C, D, E). Fingering numbers 3, 3, 3 are written below the notes.

Amaj7(#5)

Sixth system of musical notation for Amaj7(#5). It consists of a single treble clef staff with a key signature of three sharps (A major). The melody is a sequence of eighth notes: A, B, C, D<sup>#</sup>, E, F, G, A. The notes are grouped into three triplets: (A, B, C), (D<sup>#</sup>, E, F), and (G, A, B). Fingering numbers 3, 3, 3 are written below the notes.

B<sup>b</sup>maj7(#5)

Seventh system of musical notation for B<sup>b</sup>maj7(#5). It consists of a single treble clef staff with a key signature of two flats (B<sup>b</sup> major). The melody is a sequence of eighth notes: B<sup>b</sup>, C, D, E<sup>#</sup>, F, G, A<sup>b</sup>, B<sup>b</sup>. The notes are grouped into three triplets: (B<sup>b</sup>, C, D), (E<sup>#</sup>, F, G), and (A<sup>b</sup>, B<sup>b</sup>, C). Fingering numbers 1, 3, 5, 1, 3, 5, 1, 3, 5 are written below the notes.

Cmaj7(#5)

Eighth system of musical notation for Cmaj7(#5). It consists of a single treble clef staff with a key signature of no sharps or flats (C major). The melody is a sequence of eighth notes: C, D, E, F<sup>#</sup>, G, A, B, C. The notes are grouped into three triplets: (C, D, E), (F<sup>#</sup>, G, A), and (B, C, D). Fingering numbers 3, 3, 3 are written below the notes.

Gmaj7(#5)

Ninth system of musical notation for Gmaj7(#5). It consists of a single treble clef staff with a key signature of one sharp (G major). The melody is a sequence of eighth notes: G, A, B, C<sup>#</sup>, D, E, F, G. The notes are grouped into three triplets: (G, A, B), (C<sup>#</sup>, D, E), and (F, G, A). Fingering numbers 3, 3, 3 are written below the notes.

Fmaj7(#5)

Gmaj7(#5)

Emaj7(#5)

Fmaj7(#5)

A<sup>b</sup>maj7(#5)

E<sup>b</sup>maj7(#5)

Fmaj7(#5)

Amaj7(#5)

Dmaj7(#5)

Fmaj7(#5)

Bbmaj7(#5)

Dbmaj7(#5)

Fmaj7(#5)

Bmaj7(#5)

Emaj7(#5)

Fmaj7(#5)

Amaj7(#5)

Emaj7(#5)

Fmaj7(#5)

A<sup>b</sup>maj7(#5)

E<sup>b</sup>maj7(#5)

Fmaj7(#5)

Gmaj7(#5)

Dmaj7(#5)

Fmaj7(#5)

F<sup>#</sup>maj7(#5)

D<sup>b</sup>maj7(#5)

Fmaj7(#5)

B<sup>b</sup>maj7(#5)

Cmaj7(#5)

Fmaj7(#5)

F<sup>#</sup>maj7(#5)

D<sup>b</sup>maj7(#5)

Fmaj7(#5)

Gmaj7(#5)

E<sup>b</sup>maj7(#5)

Fmaj7(#5)



Musical notation for Fmaj7(#5) in treble clef, showing a sequence of notes with fingering: 1 2 4 5 1 2 4 5 1 2 4 5 1 2 4 5.

F#maj7(#5)



Musical notation for F#maj7(#5) in treble clef, showing a sequence of notes.

Dbmaj7(#5)



Musical notation for Dbmaj7(#5) in treble clef, showing a sequence of notes.

Fmaj7(#5)



Musical notation for Fmaj7(#5) in treble clef, showing a sequence of notes with fingering: 5 1 2 5 4 1 2 5 4 1 2 5 4 1 2 5.

Abmaj7(#5)



Musical notation for Abmaj7(#5) in treble clef, showing a sequence of notes.

Emaj7(#5)



Musical notation for Emaj7(#5) in treble clef, showing a sequence of notes.

Fmaj7(#5)



Musical notation for Fmaj7(#5) in treble clef, showing a sequence of notes with fingering: 3 2 1 4 5 3 1 3 5 2 1 4 5 3 1.

Gmaj7(#5)



Musical notation for Gmaj7(#5) in treble clef, showing a sequence of notes.

Emaj7(#5)



Musical notation for Emaj7(#5) in treble clef, showing a sequence of notes.

Fmaj7(#5)

Musical notation for Fmaj7(#5) in treble clef, showing a four-measure phrase with a descending line. Fingering numbers 1, 2, 4, 5 are indicated above the notes.

A<sup>b</sup>maj7(#5)

Musical notation for A<sup>b</sup>maj7(#5) in treble clef, showing a four-measure phrase with a descending line.

E<sup>b</sup>maj7(#5)

Musical notation for E<sup>b</sup>maj7(#5) in treble clef, showing a four-measure phrase with a descending line.

Fmaj7(#5)

Musical notation for Fmaj7(#5) in treble clef, showing a four-measure phrase with a descending line. Fingering numbers 1, 2, 4, 3 are indicated above the notes.

Amaj7(#5)

Musical notation for Amaj7(#5) in treble clef, showing a four-measure phrase with a descending line.

Dmaj7(#5)

Musical notation for Dmaj7(#5) in treble clef, showing a four-measure phrase with a descending line.

Cmaj7(#5)

Musical notation for Cmaj7(#5) in treble clef, showing a four-measure phrase with a descending line. Fingering numbers 1, 2, 3, 5 are indicated above the notes.

D<sup>b</sup>maj7(#5)

Musical notation for D<sup>b</sup>maj7(#5) in treble clef, showing a four-measure phrase with a descending line.

Bmaj7(#5)

Musical notation for Bmaj7(#5) in treble clef, showing a four-measure phrase with a descending line.

Cmaj7(#5)

Dmaj7(#5)

Bbmaj7(#5)

Fmaj7(b5)

Abmaj7(b5)

Emaj7(b5)

Abmaj7(#5)

Bmaj7(#5)

Gmaj7(#5)



Fmaj7(#11)

Musical notation for Fmaj7(#11) in treble clef. The first measure contains four notes: F4 (finger 1), A4 (finger 2), C5 (finger 3), and E5 (finger 5). The second measure contains four notes: F4 (finger 1), A4 (finger 2), C5 (finger 3), and E5 (finger 5).

Bmaj7(#11)

Musical notation for Bmaj7(#11) in treble clef. The first measure contains four notes: B3 (flat), D4 (flat), F#4 (flat), and A4 (flat). The second measure contains four notes: B3 (flat), D4 (flat), F#4 (flat), and A4 (flat).

Emaj7(#11)

Musical notation for Emaj7(#11) in treble clef. The first measure contains four notes: E3 (sharp), G#3 (sharp), B3 (sharp), and D#4 (sharp). The second measure contains four notes: E3 (sharp), G#3 (sharp), B3 (sharp), and D#4 (sharp).

Gmaj7(b5)

Musical notation for Gmaj7(b5) in treble clef. The first measure contains four notes: G4 (finger 5), Bb4 (finger 4), D4 (finger 2), and F#4 (finger 1). The second measure contains four notes: G4 (finger 5), Bb4 (finger 4), D4 (finger 2), and F#4 (finger 1).

A<sup>b</sup>maj7(b5)

Musical notation for A<sup>b</sup>maj7(b5) in treble clef. The first measure contains four notes: Ab3 (flat), Bb3 (flat), D4 (flat), and F#4 (flat). The second measure contains four notes: Ab3 (flat), Bb3 (flat), D4 (flat), and F#4 (flat).

Emaj7(b5)

Musical notation for Emaj7(b5) in treble clef. The first measure contains four notes: E3 (sharp), G#3 (sharp), Bb3 (sharp), and D#4 (sharp). The second measure contains four notes: E3 (sharp), G#3 (sharp), Bb3 (sharp), and D#4 (sharp).

Gmaj7(b5)

Musical notation for Gmaj7(b5) in treble clef. The first measure contains four notes: G4 (finger 1), Bb4 (finger 2), D4 (finger 3), and F#4 (finger 5). The second measure contains four notes: G4 (finger 1), Bb4 (finger 2), D4 (finger 5), and F#4 (finger 1).

A<sup>b</sup>maj7(b5)

Musical notation for A<sup>b</sup>maj7(b5) in treble clef. The first measure contains four notes: Ab3 (flat), Bb3 (flat), D4 (flat), and F#4 (flat). The second measure contains four notes: Ab3 (flat), Bb3 (flat), D4 (flat), and F#4 (flat).

Emaj7(b5)

Musical notation for Emaj7(b5) in treble clef. The first measure contains four notes: E3 (sharp), G#3 (sharp), Bb3 (sharp), and D#4 (sharp). The second measure contains four notes: E3 (sharp), G#3 (sharp), Bb3 (sharp), and D#4 (sharp).

D<sup>b</sup>maj7(<sup>b</sup>5)

Dmaj7(<sup>b</sup>5)

Cmaj7(<sup>b</sup>5)

Cmaj7(<sup>#</sup>11)

E<sup>b</sup>maj7(<sup>#</sup>11)

Bmaj7(<sup>#</sup>11)

B<sup>b</sup>maj7(<sup>#</sup>5)

Bmaj7(<sup>#</sup>5)

Amaj7(<sup>#</sup>5)

B<sup>b</sup>maj7(#5)



Musical notation for B<sup>b</sup>maj7(#5) scale. The scale is written on a treble clef staff. The notes are B<sup>b</sup>, C, D, E, F, G, A, B<sup>b</sup>. Fingerings are indicated above the notes: 1, 2, 4, 5, 1, 2, 4, 5, 1, 2, 4, 5, 1, 2, 4, 5.

D<sup>b</sup>maj7(#5)



Musical notation for D<sup>b</sup>maj7(#5) scale. The scale is written on a treble clef staff. The notes are D<sup>b</sup>, E, F, G, A, B, C, D<sup>b</sup>. Fingerings are indicated above the notes: 1, 2, 4, 5, 1, 2, 4, 5, 1, 2, 4, 5, 1, 2, 4, 5.

A<sup>b</sup>maj7(#5)



Musical notation for A<sup>b</sup>maj7(#5) scale. The scale is written on a treble clef staff. The notes are A<sup>b</sup>, B, C, D, E, F, G, A<sup>b</sup>. Fingerings are indicated above the notes: 1, 2, 4, 5, 1, 2, 4, 5, 1, 2, 4, 5, 1, 2, 4, 5.

B<sup>b</sup>maj7(#5)



Musical notation for B<sup>b</sup>maj7(#5) scale. The scale is written on a treble clef staff. The notes are B<sup>b</sup>, C, D, E, F, G, A, B<sup>b</sup>. Fingerings are indicated above the notes: 1, 2, 5, 4, 1, 2, 5, 4, 1, 2, 5, 4, 1, 2, 5, 4.

Dmaj7(#5)



Musical notation for Dmaj7(#5) scale. The scale is written on a treble clef staff. The notes are D, E, F, G, A, B, C, D. Fingerings are indicated above the notes: 1, 2, 5, 4, 1, 2, 5, 4, 1, 2, 5, 4, 1, 2, 5, 4.

Gmaj7(#5)



Musical notation for Gmaj7(#5) scale. The scale is written on a treble clef staff. The notes are G, A, B, C, D, E, F, G. Fingerings are indicated above the notes: 1, 2, 5, 4, 1, 2, 5, 4, 1, 2, 5, 4, 1, 2, 5, 4.

Fmaj7(#5)



Musical notation for Fmaj7(#5) scale. The scale is written on a treble clef staff. The notes are F, G, A, B, C, D, E, F. Fingerings are indicated above the notes: 5, 1, 2, 4, 5, 1, 2, 4, 5, 1, 2, 4, 5, 1, 2, 4, 5.

Bmaj7(#5)



Musical notation for Bmaj7(#5) scale. The scale is written on a treble clef staff. The notes are B, C, D, E, F, G, A, B. Fingerings are indicated above the notes: 1, 2, 5, 4, 1, 2, 5, 4, 1, 2, 5, 4, 1, 2, 5, 4.

E<sup>b</sup>maj7(#5)



Musical notation for E<sup>b</sup>maj7(#5) scale. The scale is written on a treble clef staff. The notes are E<sup>b</sup>, F, G, A, B, C, D, E<sup>b</sup>. Fingerings are indicated above the notes: 1, 2, 5, 4, 1, 2, 5, 4, 1, 2, 5, 4, 1, 2, 5, 4.

Gmaj7(b5)

1 2 3 5 1 2 3 5 1 2 3 5

Amaj7(b5)

Ebmaj7(b5)

Gmaj7(b5)

5 3 2 1 5 3 2 1 5 3 2 1

Abmaj7(b5)

Gbmaj7(b5)

# CHORD COMBINATIONS

C/B<sup>b</sup> F/A A<sup>#</sup>dim/A<sup>b</sup> C/G

D/C G/B Cdim/B<sup>b</sup> D/A

E<sup>b</sup>/D<sup>b</sup> A<sup>b</sup>/C C<sup>#</sup>dim/B E<sup>b</sup>/B<sup>b</sup>

A7(<sup>b</sup><sub>5</sub>)

B<sup>b</sup>7(<sup>b</sup><sub>5</sub>)

A<sup>b</sup>7(<sup>b</sup><sub>5</sub>)

A<sup>b</sup> Adim E<sup>b</sup>/B<sup>b</sup>

A B<sup>b</sup>dim E/B

B Cdim F<sup>#</sup>/C<sup>#</sup>

**D<sup>b</sup>/F**

2 3 4 3 2 1 3 2 1 4 3 1

**E/G<sup>#</sup>**

**C/E**

**E<sup>b</sup>dim<sup>7</sup>** **E<sup>b</sup>maj<sup>7</sup>**

3 1 3 4 5 3 1 3 1 2 1 3 5 2

**Edim<sup>7</sup>** **Emaj<sup>7</sup>**

**Ddim<sup>7</sup>** **Dmaj<sup>7</sup>**

**F<sup>7</sup>** **B<sup>b</sup>m<sup>7</sup>**

5 4 3 2 1 3 2 1 2 1 2 4 2 5

**A<sup>7</sup>** **Dm<sup>7</sup>**

**A<sup>b</sup>7** **D<sup>b</sup>m<sup>7</sup>**

G<sup>7</sup> Cm<sup>7</sup>  
 5 3 2 1 4 1 4 3 2 1 4 3 2

C<sup>7</sup> Fm<sup>7</sup>

C<sup>#7</sup> F<sup>#m7</sup>

F<sup>7</sup> B<sup>b</sup>m<sup>7</sup>  
 1 3 1 3 2 1 3 3 4 1 3 1

A<sup>b</sup>7 D<sup>b</sup>m<sup>7</sup>

G<sup>7</sup> Cm<sup>7</sup>

B<sup>b</sup>7 E<sup>b</sup>m<sup>7</sup>  
 5 1 3 5 4 3 2 4 2 1 4 3

B<sup>7</sup> E<sup>m7</sup>

A<sup>7</sup> D<sup>m7</sup>



E<sup>b</sup>7 A<sup>b</sup>maj7

Fingerings: 4 3 2 1 4 2 3 5 1 2 1 2 4 3

D<sup>b</sup>7 G<sup>b</sup>maj7

Fingerings: 3 1 2 3

F<sup>#</sup>7 Bmaj7

Fingerings: 3

G7 Cm7

Fingerings: 1 2 1 2 5 4 2 1 2 3 4

B<sup>b</sup>7 E<sup>b</sup>m7

F<sup>#</sup>7 Bm7

A7 D7 Gm7

Fingerings: 4 5 4 2 1

B<sup>b</sup>7 E<sup>b</sup>7 A<sup>b</sup>m7

Fingerings: 3

A<sup>b</sup>7 C<sup>#</sup>7 F<sup>#</sup>m7

Fingerings: 3

F7 Em7(b5)

A<sup>b</sup>7 Gm7(b5)

E7 E<sup>b</sup>m7(b5)

B<sup>b</sup>maj7 Bdim Cm7 F7

Bmaj7 Cdim C<sup>#</sup>m7 F<sup>#</sup>7

D<sup>b</sup>maj7 Ddim E<sup>b</sup>m7 A<sup>b</sup>7

A7(b9) Dm11

B<sup>b</sup>7(b9) E<sup>b</sup>m11

C<sup>#</sup>7(b9) F<sup>#</sup>m11

F7 B $\flat$ 7 C7 Fmaj<sup>9</sup>

1 2 4 2 1 3 4 5 1 4

A $\flat$ 7 D $\flat$ 7 E $\flat$ 7 A $\flat$ maj<sup>9</sup>

A7 D7 E7 Amaj<sup>9</sup>

C7(#9) F7 B $\flat$ maj<sup>7</sup>

5 4 3 1 3 1 5 4 3 2 1 3 2

F#7(#9) B7 Emaj<sup>7</sup>

F7(#9) B $\flat$ 7 E $\flat$ maj<sup>7</sup>

F7 B $\flat$ m<sup>7</sup>

3 4 3 2 5 4 1 2 1 5 4 3 1 3 1

1 2 3

B7 Em<sup>7</sup>

3

G7 Cm<sup>7</sup>

3

D<sup>b</sup>maj<sup>7</sup> Cm<sup>7</sup> F<sup>7</sup> B<sup>b</sup>m<sup>7</sup>

Fingerings: 1 2 3, 5 3 4 2, 4 3 2 1 5 3 4, 5 3 2 1 5 4 3 2

Dmaj<sup>7</sup> D<sup>b</sup>m<sup>7</sup> F<sup>#</sup>7 Bm<sup>7</sup>

Fingerings: 3, 3

Fmaj<sup>7</sup> Em<sup>7</sup> A<sup>7</sup> Dm<sup>7</sup>

Fingerings: 3, 3

F<sup>7</sup> B<sup>b</sup>m<sup>7</sup>

Fingerings: 1 2 3, 5 1 4, 1 2 5 1

A<sup>b</sup>7 C<sup>#</sup>m<sup>7</sup>

Fingerings: 3

E<sup>7</sup> Am<sup>7</sup>

Fingerings: 3

use for any chord

Fingerings: 4 1 4 1 5 3 2 1

use for any chord

# ABOUT ANDY LAVERNE

**B**orn in New York City in 1947, Andy LaVerne enrolled at the age of 8 at the Juilliard School of Music as a classical piano student, and continued his musical education at the New York City High School of Music and Art, Ithaca College, Berklee College of Music, and the New England Conservatory.

As a teenager, LaVerne discovered jazz by listening to "Monk's Dream" on the radio. His interest in jazz piano eventually led him to Bill Evans, who became his first jazz teacher. (Ironically, LaVerne was the pianist who filled in for the ailing Evans in the final Bill Evans Trio engagement in NYC.) Later, he also studied jazz with Don Friedman, Jackie Byard, and Richard Beirach. He continued his classical studies with John Ranck, and also studied composition with Karel Husa.

Andy LaVerne's professional career includes three years (1973-1975) with Woody Herman's big band and four years (1977-1980) as pianist, composer and arranger with the Stan Getz Quartet. He has played and recorded with Frank Sinatra, Sonny Stitt, Donald Byrd, John Abercrombie, Miroslav Vitous, Lee Konitz, David Liebman, Joe Farrell, Eddie Harris, Scott Hamilton, Eddie Daniels, Dizzy Gillespie, Chick Corea, Bob Brookmeyer, Mel Lewis, Mel Torme, Bill Watrous, Shelly Manne, Eddie Gomez, Gerry Mulligan, Joe Lovano, Toots Theilmans, Kenny Barron, Marian McPartland, Lionel Hampton, Paquito D'Rivera, Roy Hargrove, Michael Brecker, Elvin Jones, Benny Golson, and numerous other top jazz performers. In 1982 LaVerne was invited to play on *Bill Evans—A Tribute* (Palo Alto) recording, along with Teddy Wilson, George Shearing, Herbie Hancock, Chick Corea, McCoy Tyner, John Lewis and other top pianists. His collaborations with Chick Corea resulted in the highly-acclaimed album, *Andy LaVerne*

*Plays The Music Of Chick Corea* (Jazzline).

In addition to numerous recordings, he has devoted time and energy in the educational field.



His output in this area includes the instructional videos "Andy LaVerne's Guide to Modern Jazz Piano," "Jazz Piano Standards," "Guide to Modern Jazz Piano, Vol. 2" and "In Concert," a live duet video recording with guitarist John Abercrombie. All have been released by Homespun Video Tapes. *Handbook of Chord Substitutions*, a book which details techniques of reharmonization, is also available through Ekay Music, Inc. "Countdown To Giant Steps," (featuring John Patitucci) a book and 2 CD play-along is

a graduated study for playing the John Coltrane changes (Aebersold Jazz). "The Music Of Andy LaVerne," a collection of over 50 LaVerne originals, has recently been published by SteepleChase Productions. "Tunes You Thought You Knew," a book and companion CD play-along (featuring Rufus Reid), was released in 1999 (Aebersold Jazz). "The Music Of Chick Corea," a book and CD play-along (featuring John Patitucci), is due to be released as of this writing (Hal Leonard).

Andy LaVerne is the recipient of five Jazz Fellowships from the National Endowment for the Arts. He has also been awarded several ASCAP composer awards as well as a "Meet The Composer" grant. When not touring North America, Europe, Scandinavia, and Russia playing concerts, clubs, and giving clinics, he is a frequent contributor to many publications, including *Piano Today*. He has served as an adjunct professor of music at The University of Bridgeport, and The Mannes College of Music, and is currently on the faculty of The Hartt College of Music and The Jamey Aebersold Summer Jazz Clinics.

\$16.95

ISBN #0-943748-95-7



# TONS OF RUNS

*For The Contemporary Pianist*

By Andy LaVerne

If you want to invest your keyboard playing with modern, up-to-the-minute sounds used by Andy LaVerne, Chick Corea, Herbie Hancock, McCoy Tyner, John Coltrane, Miles Davis, John Abercrombie and the cutting-edge musicians of tomorrow, this book will be invaluable!

Written by jazz pianist Andy LaVerne, who is celebrated for his interesting sense of harmony and sophisticated style, it shows you hundreds upon hundreds of keyboard runs—the streams of notes jazz artists use to glide across the keyboard with interesting melodic touches and chord colors.

Andy wrote the book on chord substitutions, and whether performing as Stan Getz's pianist, or in recordings with Chick Corea, Dizzy Gillespie, Elvin Jones, Gerry Mulligan, Frank Sinatra and others, his professionalism and fascinating variations on the standards have truly set him apart. As a teacher and workshop leader, Andy LaVerne has helped thousands of students become better at performing. With this first-of-a-kind guide to contemporary piano runs and riffs, he will help you too!

These runs are shown with the chords and chord progressions that make them work best—on seventh chords, on diminished chords, on minor chords, on altered chords and more. Some are written to work with the most common chord progressions, and some are designed to fit just one chord. Some will work with almost any chord at all—and Andy tells you which ones!

You'll get each run in several keys, with chord applications and appropriate fingering tips. Practice them slowly for developing great jazz-style finger dexterity! Then, bring them up to speed so you can insert them into your own improvisations. You'll discover exactly how contemporary musicians get those great, unusual sounds. Every page is a learning experience! And you'll gain a whole new repertoire of runs, licks and fills—remarkable sounds and colors to make your playing richer than ever!



Ekay Music, Inc., 333 Adams Street, Bedford Hills, NY 10507